

Floorheating Manifold	ID	Circle	Floor	Room number	Room name	Diameter [mm]	Length [m]	Pipe length [m]	Valve position	Resistance	Flow [l/s]	Heating power [W]	Floorheating area heating power [W]	Pipe distance [mm]	Floorheating supply temp. [°C]	Floorheating return temp. [°C]	
FT-V11A	A75959		1 Begane grond	1.2.	6	16	60.98	39	0.48	1507.085 Pa	0.1891	7824.43		323	150	45	35
			2 Begane grond	1.2.	6	16	58.23	39	0.34	1507.085 Pa	0.0161	665.8		323	150	45	35
			3 Verdieping	2.2.	2	16	62.75	33	1.74	1507.085 Pa	0.018	745.35		273	150	45	35
			4 Verdieping	2.2.	2	16	59.59	29	0.61	1507.085 Pa	0.0176	727.29		245	150	45	35
			5 Verdieping	2.2.	1	16	62.57	35	0.93	1507.085 Pa	0.0178	736.81		295	150	45	35
			6 Begane grond	1.2.	7	16	62.07	33	2.5	1507.085 Pa	0.0183	758.65		273	150	45	35
			7 Begane grond	1.2.	7	16	60.74	35	0.6	1507.085 Pa	0.0177	732.79		295	150	45	35
			8 Begane grond	1.2.	7	16	53.59	35	0.58	1507.085 Pa	0.0174	720.95		382	150	45	35
			9 Begane grond	1.2.	7	16	52.93	35	0.53	1507.085 Pa	0.0172	710.93		382	150	45	35
			10 Begane grond	1.2.	7	16	57.67	39	0.32	1507.085 Pa	0.0159	657.51		323	150	45	35
			11 Begane grond	1.2.	4	16	59.03	37	0.25	1507.085 Pa	0.016	661.21		278	100	45	35

1.2.1. Heatloss: 308W Heat load 0W Temperature: 20°C Area: 5.3m²					
1.2.2. Heatloss: 229W Heat load 0W Temperature: 20°C Area: 5m²					
1.2.3. Heatloss: 26W Heat load 0W Temperature: 20°C Area: 0.3m²					
1.2.4. Heating power: 278W Area: 3.7m² Pipe distance: 100mm Diameter: 16mm Placing mode: Double Serpentine Length: 37m		Mesh Width: 1500 mm Mesh Length: 220 mm Pipe Serpentine: 34.00 m Pipe-supply: 11.90 m Pipe Return: 11.00 m Pipe Total: 56.90 m Pipe distance: 100 mm Diameter: 16 mm		1.2.4/11	
1.2.5. Heatloss: 29W Heat load 0W Temperature: 20°C Area: 0.9m²					
1.2.6. Heating power: 323W Area: 5.8m² Pipe distance: 150mm Diameter: 16mm Placing mode: Double Serpentine Length: 39m		Mesh Width: 1500 mm Mesh Length: 3850 mm Pipe Serpentine: 42.80 m Pipe-supply: 10.3 m Pipe Return: 10.20 m Pipe Total: 63.30 m Pipe distance: 150 mm Diameter: 16 mm		1.2.6/2	Heating power: 323W Area: 5.8m² Pipe distance: 150mm Diameter: 16mm Placing mode: Double Serpentine Length: 39m
1.2.7. Heatloss: 1368W Heat load 0W Temperature: 20°C Area: 33.3m²		Mesh Width: 1500 mm Mesh Length: 3850 mm Pipe Serpentine: 42.80 m Pipe-supply: 9.90 m Pipe Return: 9.80 m Pipe Total: 62.50 m Pipe distance: 150 mm Diameter: 16 mm		1.2.7/10	Heating power: 382W Area: 5.3m² Pipe distance: 150mm Diameter: 16mm Placing mode: Double Serpentine Length: 35m
1.2.8. Heating power: 382W Area: 5.3m² Pipe distance: 150mm Diameter: 16mm Placing mode: Double Serpentine Length: 35m		Mesh Width: 1500 mm Mesh Length: 3550 mm Pipe Serpentine: 39.40 m Pipe-supply: 9.90 m Pipe Return: 9.70 m Pipe Total: 59.00 m Pipe distance: 150 mm Diameter: 16 mm		1.2.7/8	Heating power: 295W Area: 5.3m² Pipe distance: 150mm Diameter: 16mm Placing mode: Double Serpentine Length: 35m
1.2.9. Heating power: 273W Area: 4.9m² Pipe distance: 150mm Diameter: 16mm Placing mode: Double Serpentine Length: 33m		Mesh Width: 1500 mm Mesh Length: 3250 mm Pipe Serpentine: 36.20 m Pipe-supply: 15.00 m Pipe Return: 14.70 m Pipe Total: 65.90 m Pipe distance: 150 mm Diameter: 16 mm		1.2.7/6	Mesh Width: 1500 mm Mesh Length: 3850 mm Pipe Serpentine: 42.80 m Pipe-supply: 11.50 m Pipe Return: 11.60 m Pipe Total: 65.90 m Pipe distance: 150 mm Diameter: 16 mm

Pipelife Nederland B.V.
Flevoiaan 7 16601 MA,
Enkhuizen, Nederland

Document type: **BEGANE GROND - Apartment No 2**

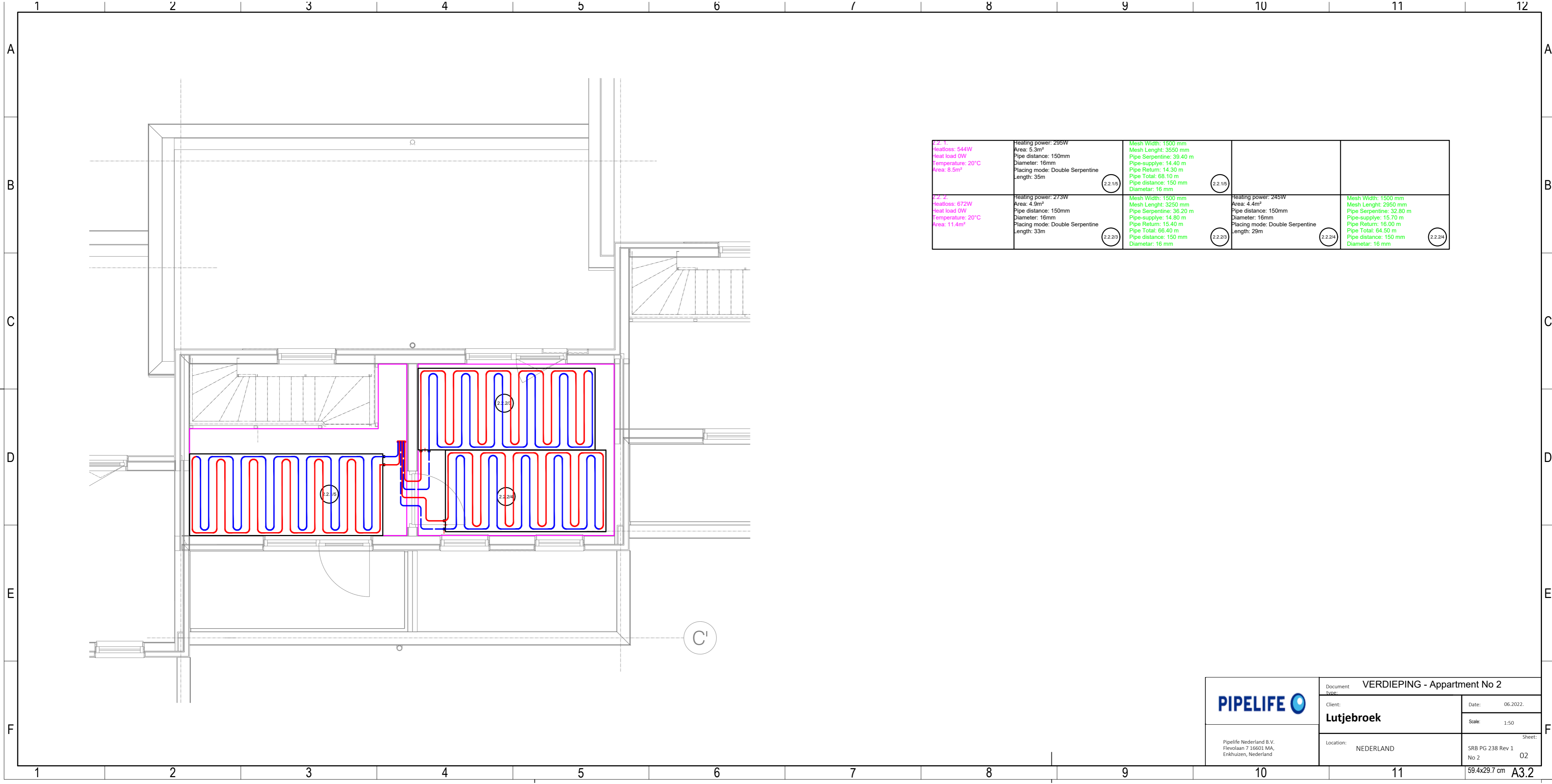
Client: **Lutjebroek**

Location: **NETHERLAND**

Date: 06.2022.

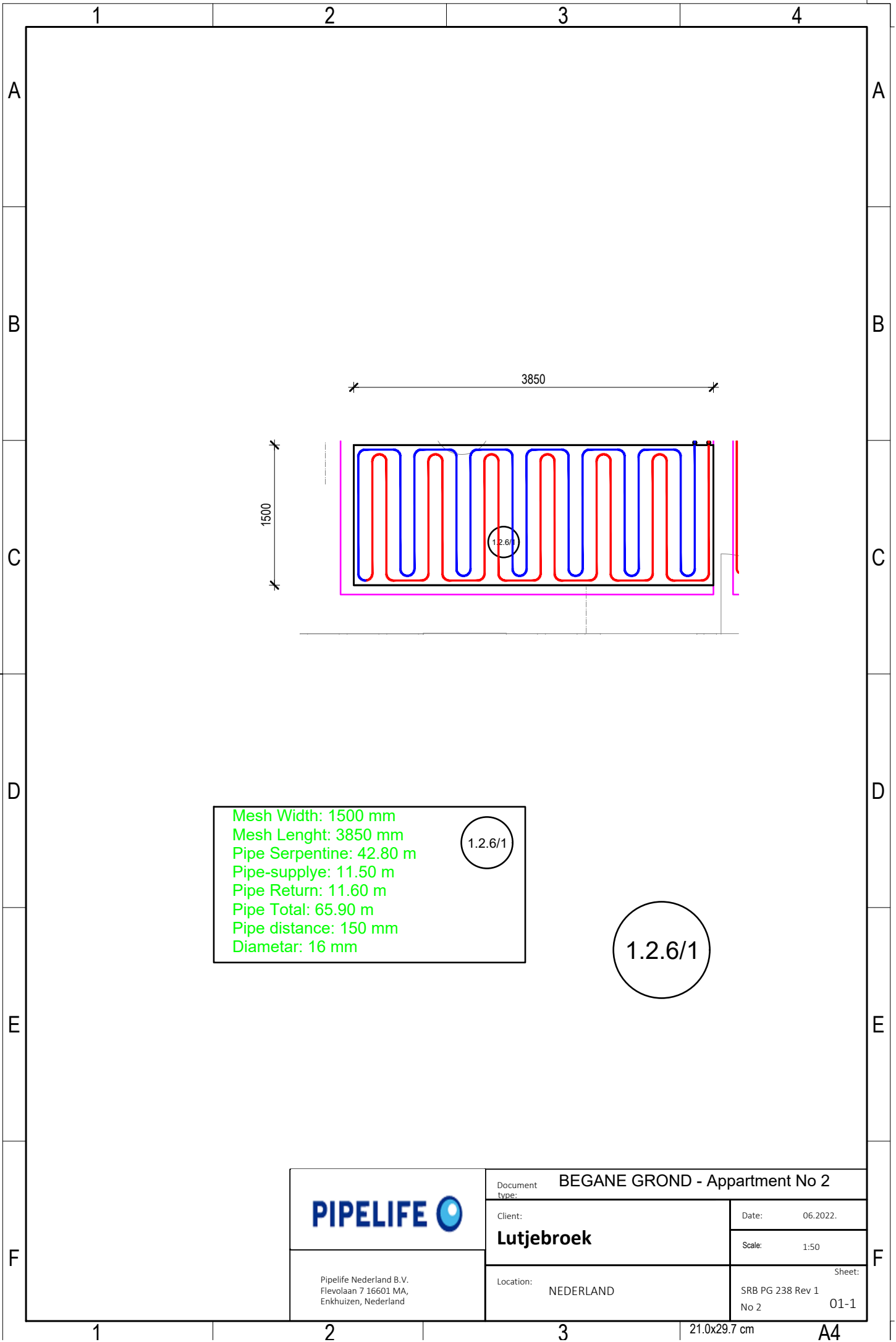
Scale: 1:50

Sheet: SRB PG 238 Rev 1 No 2 01



<p>2.2.1 Heating power: 544W Heat loss: 544W Heat load 0W Temperature: 20°C Area: 8.5m²</p>	<p>Heating power: 295W Area: 5.3m² Pipe distance: 150mm Diameter: 16mm Placing mode: Double Serpentine Length: 35m</p>	<p>Mesh Width: 1500 mm Mesh Length: 3550 mm Pipe Serpentine: 39.40 m Pipe-supply: 14.40 m Pipe Return: 14.30 m Pipe Total: 68.10 m Pipe distance: 150 mm Diameter: 16 mm</p>	<p>2.2.1/5</p>	<p>2.2.1/5</p>
<p>2.2.2 Heating power: 672W Heat loss: 672W Heat load 0W Temperature: 20°C Area: 11.4m²</p>	<p>Heating power: 273W Area: 4.9m² Pipe distance: 150mm Diameter: 16mm Placing mode: Double Serpentine Length: 33m</p>	<p>Mesh Width: 1500 mm Mesh Length: 3250 mm Pipe Serpentine: 36.20 m Pipe-supply: 14.80 m Pipe Return: 15.40 m Pipe Total: 66.40 m Pipe distance: 150 mm Diameter: 16 mm</p>	<p>2.2.2/3</p>	<p>2.2.2/3</p>
	<p>Heating power: 245W Area: 4.4m² Pipe distance: 150mm Diameter: 16mm Placing mode: Double Serpentine Length: 29m</p>	<p>Mesh Width: 1500 mm Mesh Length: 2950 mm Pipe Serpentine: 32.80 m Pipe-supply: 15.70 m Pipe Return: 16.00 m Pipe Total: 64.50 m Pipe distance: 150 mm Diameter: 16 mm</p>	<p>2.2.2/4</p>	<p>2.2.2/4</p>


	Document type: VERDIEPING - Apartment No 2	
	Client: Lutjebroek	Date: 06.2022.
Pipelife Nederland B.V. Flevolaan 7 16601 MA, Enkhuizen, Nederland	Location: NEDERLAND	Scale: 1:50
		Sheet: SRB PG 238 Rev 1 No 2 02

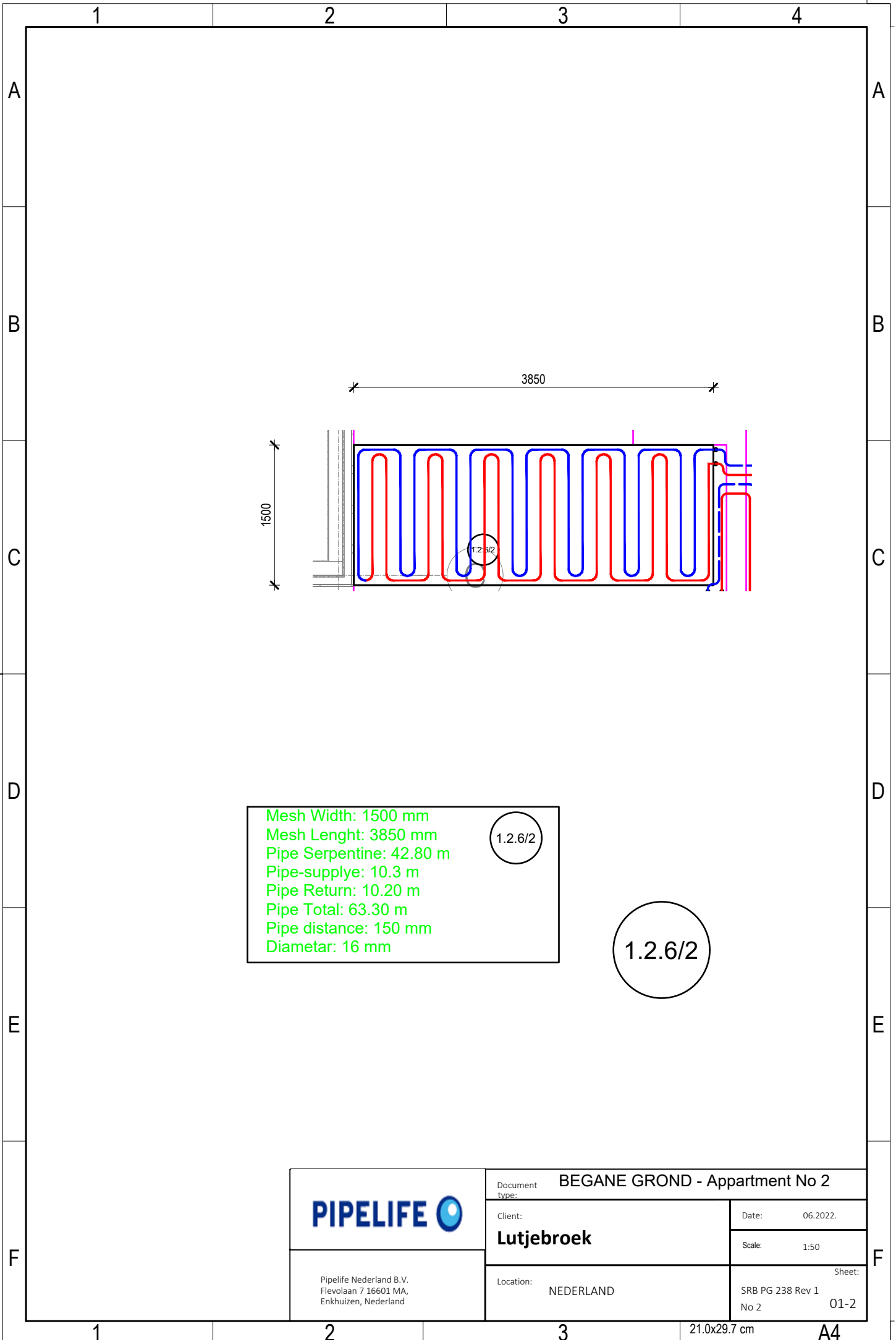


Mesh Width: 1500 mm
 Mesh Length: 3850 mm
 Pipe Serpentine: 42.80 m
 Pipe-supplye: 11.50 m
 Pipe Return: 11.60 m
 Pipe Total: 65.90 m
 Pipe distance: 150 mm
 Diametar: 16 mm

1.2.6/1

1.2.6/1


	Document type: BEGANE GROND - Apartment No 2	
	Client: Lutjebroek	Date: 06.2022.
Pipelife Nederland B.V. Flevolaan 7 16601 MA, Enkhuizen, Nederland	Location: NEDERLAND	Scale: 1:50
		Sheet: SRB PG 238 Rev 1 No 2 01-1

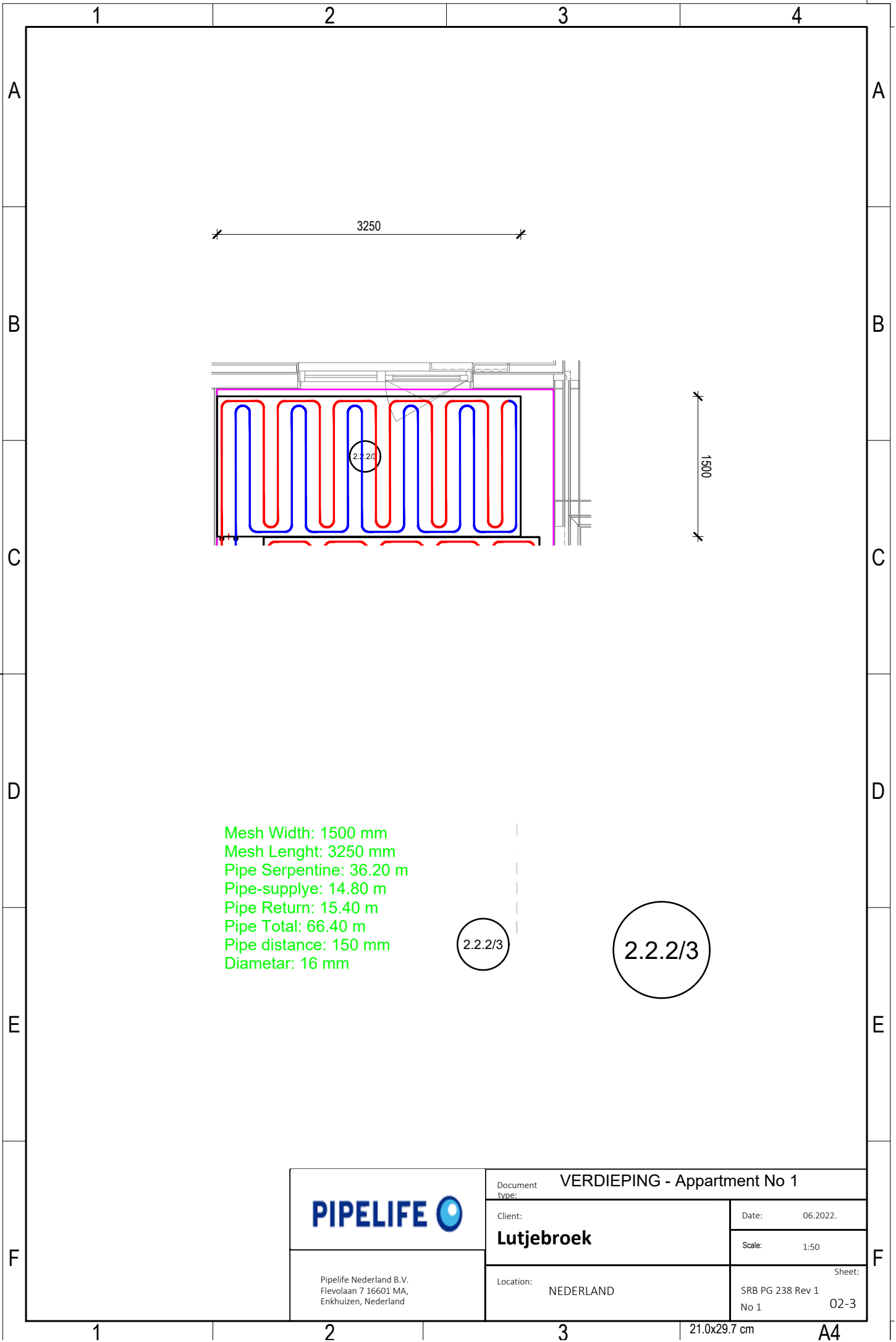


Mesh Width: 1500 mm
 Mesh Length: 3850 mm
 Pipe Serpentine: 42.80 m
 Pipe-supply: 10.3 m
 Pipe Return: 10.20 m
 Pipe Total: 63.30 m
 Pipe distance: 150 mm
 Diameter: 16 mm

1.2.6/2

1.2.6/2


	Document type: BEGANE GROND - Apartment No 2	
	Client: Lutjebroek	Date: 06.2022.
Pipelife Nederland B.V. Flevolaan 7 16601 MA, Enkhuizen, Nederland	Location: NEDERLAND	Scale: 1:50
		Sheet: 01-2 SRB PG 238 Rev 1 No 2

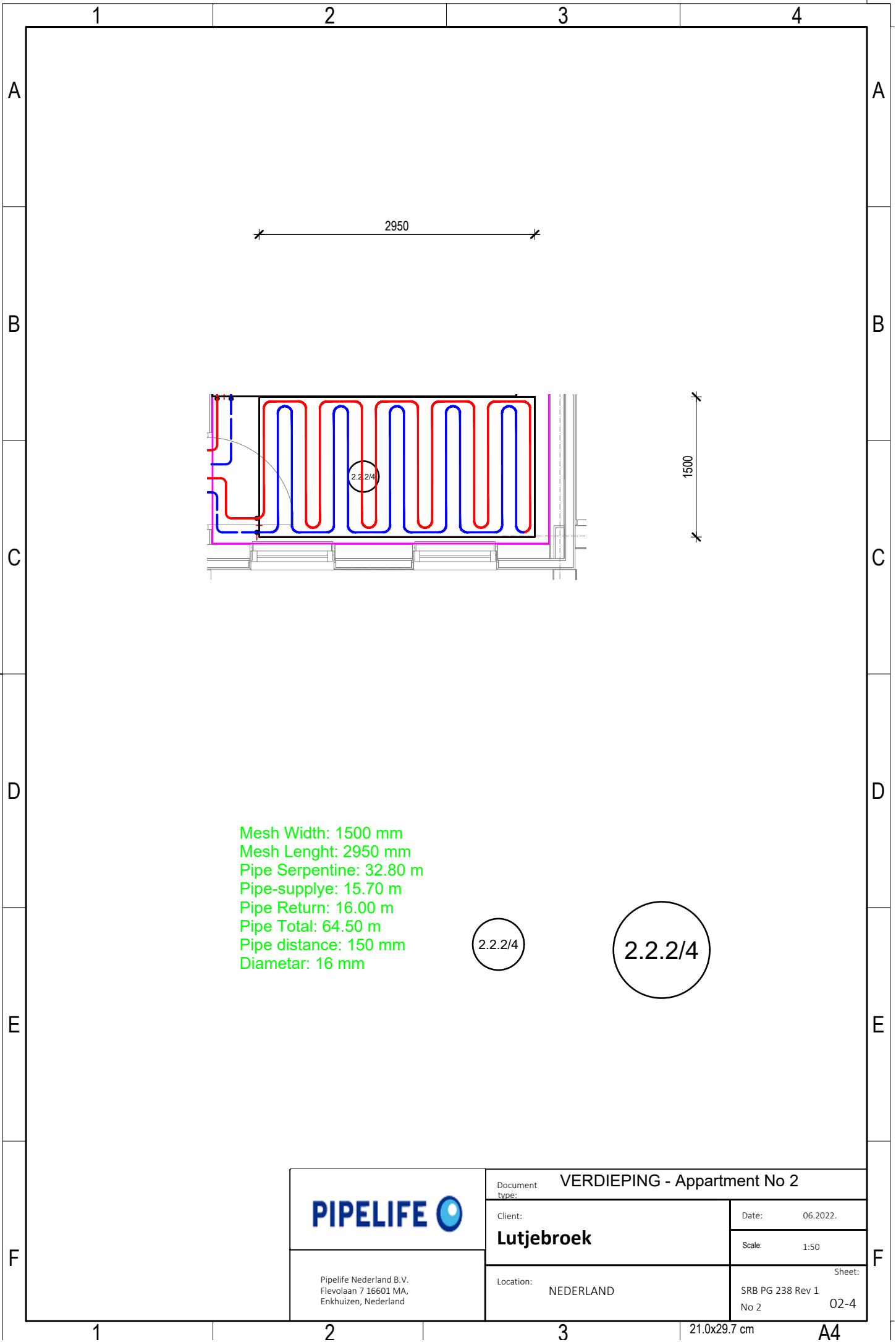


Mesh Width: 1500 mm
 Mesh Length: 3250 mm
 Pipe Serpentine: 36.20 m
 Pipe-supplye: 14.80 m
 Pipe Return: 15.40 m
 Pipe Total: 66.40 m
 Pipe distance: 150 mm
 Diametar: 16 mm

2.2.2/3

2.2.2/3

	Document type: VERDIEPING - Apartment No 1	
	Client: Lutjebroek	Date: 06.2022.
Pipelife Nederland B.V. Flevolaan 7 16601 MA, Enkhuizen, Nederland	Location: NEDERLAND	Scale: 1:50
		Sheet: SRB PG 238 Rev 1 No 1 02-3

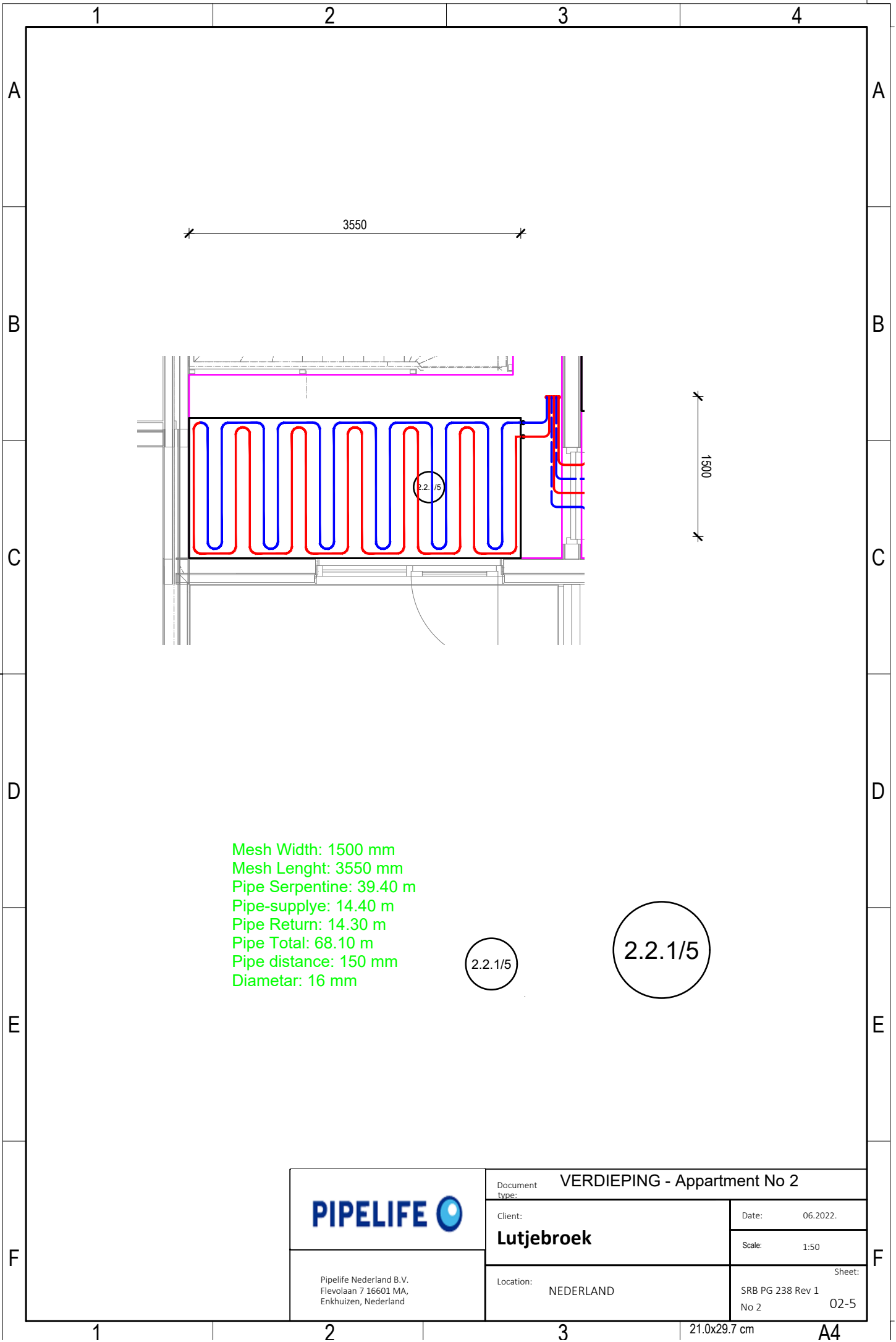


Mesh Width: 1500 mm
 Mesh Length: 2950 mm
 Pipe Serpentine: 32.80 m
 Pipe-supplye: 15.70 m
 Pipe Return: 16.00 m
 Pipe Total: 64.50 m
 Pipe distance: 150 mm
 Diametar: 16 mm

2.2.2/4

2.2.2/4

	Document type: VERDIEPING - Apartment No 2	
	Client: Lutjebroek	Date: 06.2022. Scale: 1:50
Pipelife Nederland B.V. Flevolaan 7 16601 MA, Enkhuzen, Nederland	Location: NEDERLAND	Sheet: SRB PG 238 Rev 1 No 2 02-4



Mesh Width: 1500 mm
 Mesh Length: 3550 mm
 Pipe Serpentine: 39.40 m
 Pipe-supplye: 14.40 m
 Pipe Return: 14.30 m
 Pipe Total: 68.10 m
 Pipe distance: 150 mm
 Diametar: 16 mm

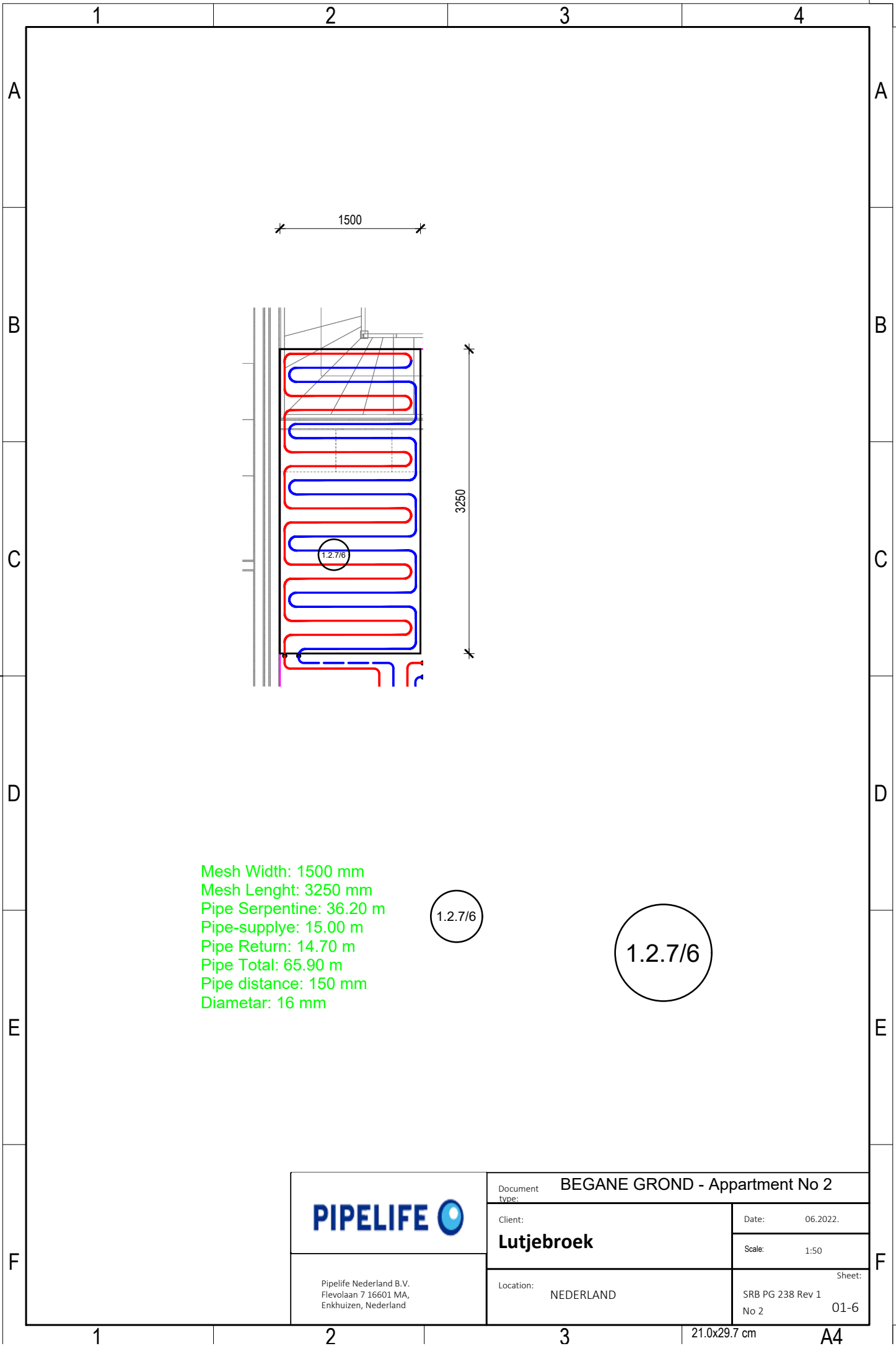
2.2.1/5

2.2.1/5

	Document type: VERDIEPING - Apartment No 2	
	Client: Lutjebroek	Date: 06.2022.
Pipelife Nederland B.V. Flevolaan 7 16601 MA, Enkhuizen, Nederland	Location: NEDERLAND	Scale: 1:50
		Sheet: SRB PG 238 Rev 1 No 2 02-5

21.0x29.7 cm


A4

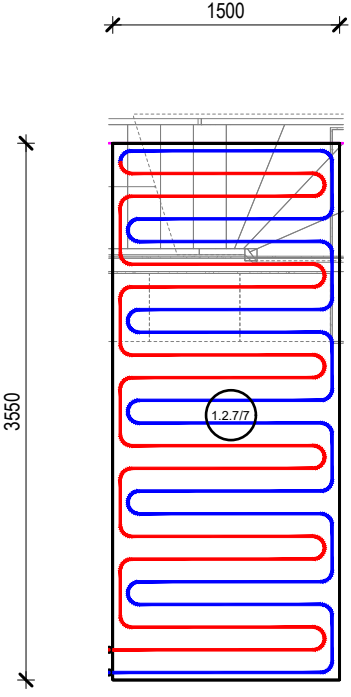
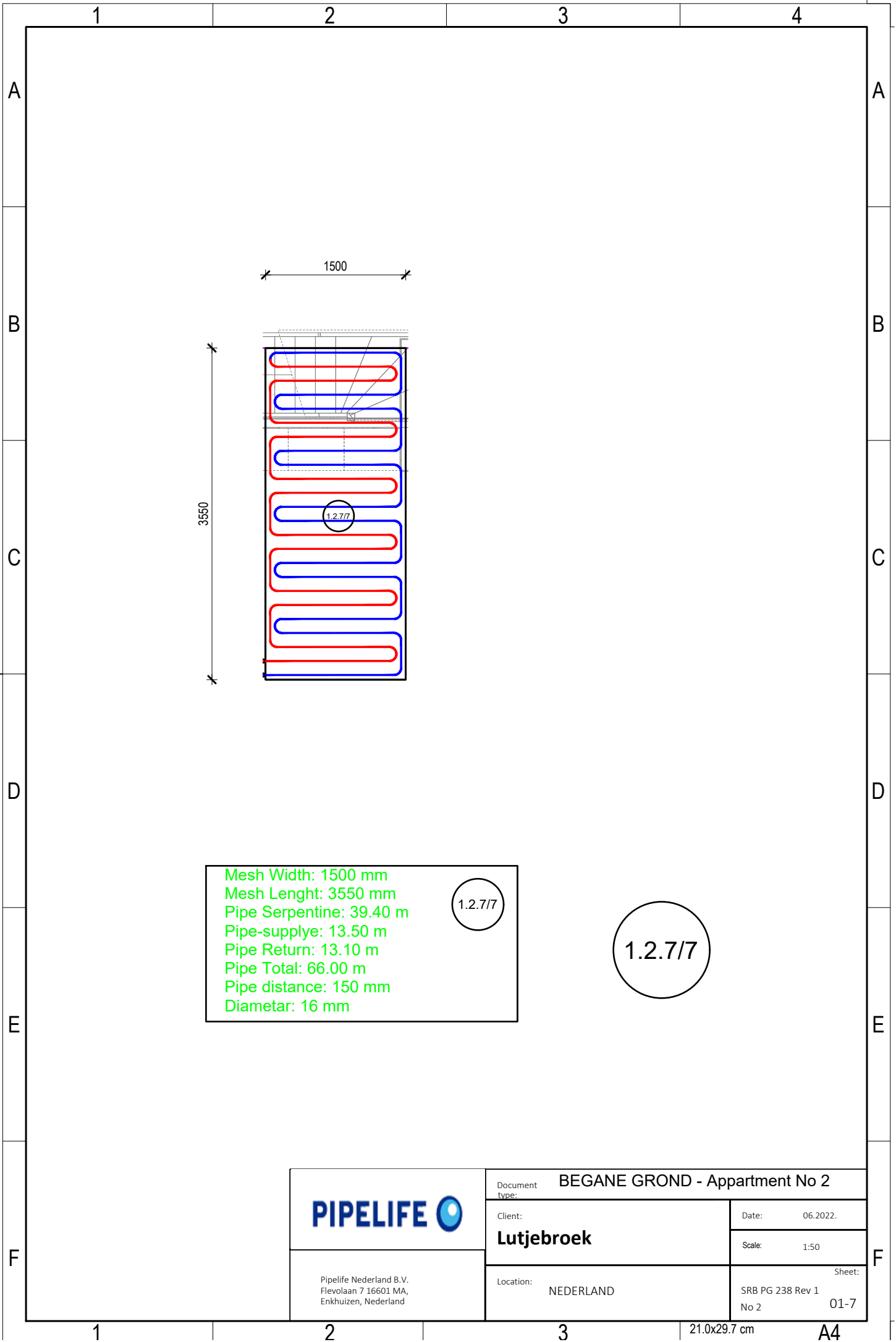


Mesh Width: 1500 mm
 Mesh Length: 3250 mm
 Pipe Serpentine: 36.20 m
 Pipe-supply: 15.00 m
 Pipe Return: 14.70 m
 Pipe Total: 65.90 m
 Pipe distance: 150 mm
 Diameter: 16 mm

1.2.7/6

1.2.7/6


	Document type: BEGANE GROND - Apartment No 2	
	Client: Lutjebroek	Date: 06.2022.
Pipelife Nederland B.V. Flevolaan 7 16601 MA, Enkhuizen, Nederland	Location: NEDERLAND	Scale: 1:50
		Sheet: SRB PG 238 Rev 1 No 2 01-6

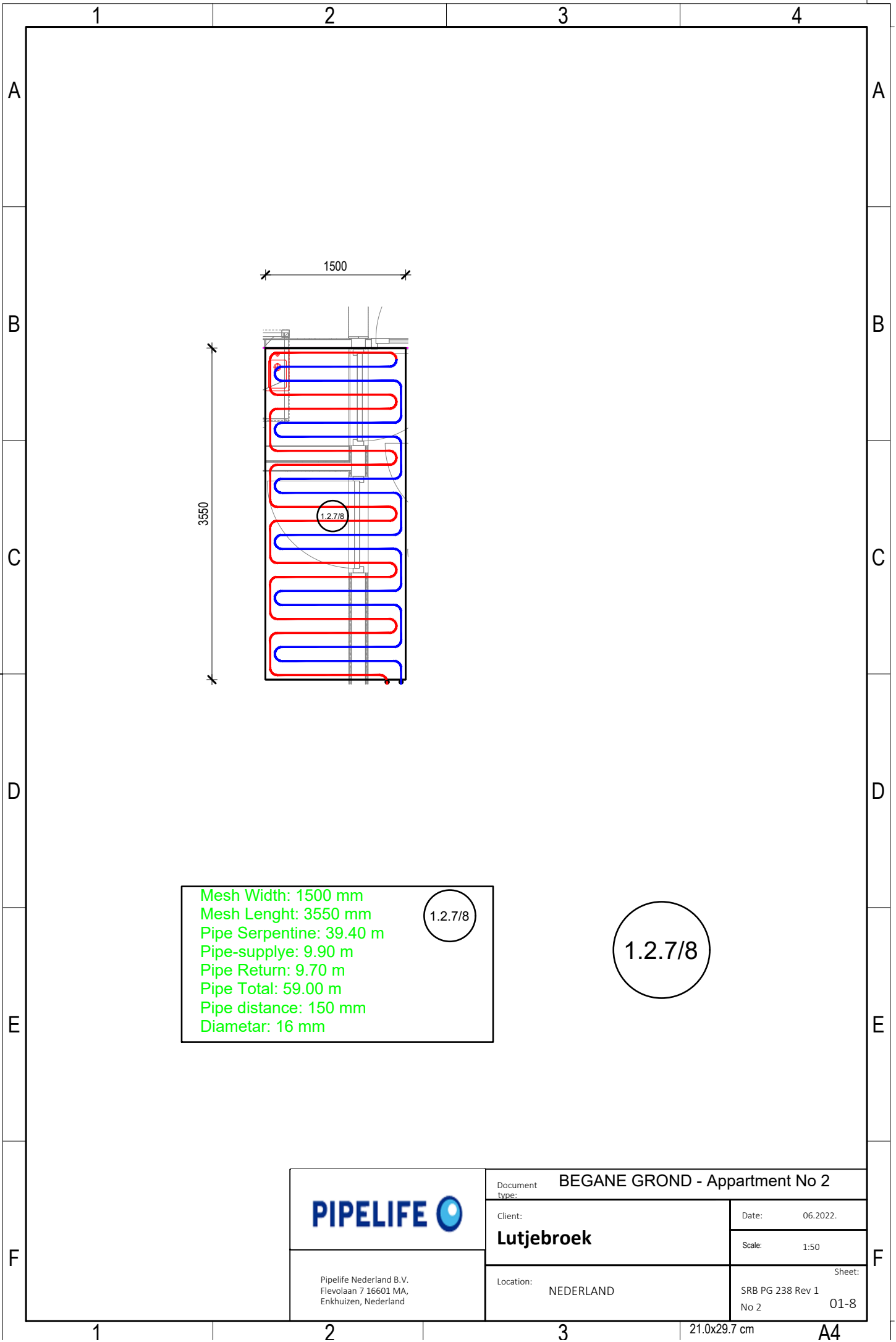


Mesh Width: 1500 mm
 Mesh Length: 3550 mm
 Pipe Serpentine: 39.40 m
 Pipe-supply: 13.50 m
 Pipe Return: 13.10 m
 Pipe Total: 66.00 m
 Pipe distance: 150 mm
 Diametar: 16 mm

1.2.7/7

1.2.7/7


	Document type: BEGANE GROND - Apartment No 2	
	Client: Lutjebroek	Date: 06.2022.
Pipelife Nederland B.V. Flevolaan 7 16601 MA, Enkhuizen, Nederland	Location: NEDERLAND	Scale: 1:50
		Sheet: SRB PG 238 Rev 1 No 2 01-7

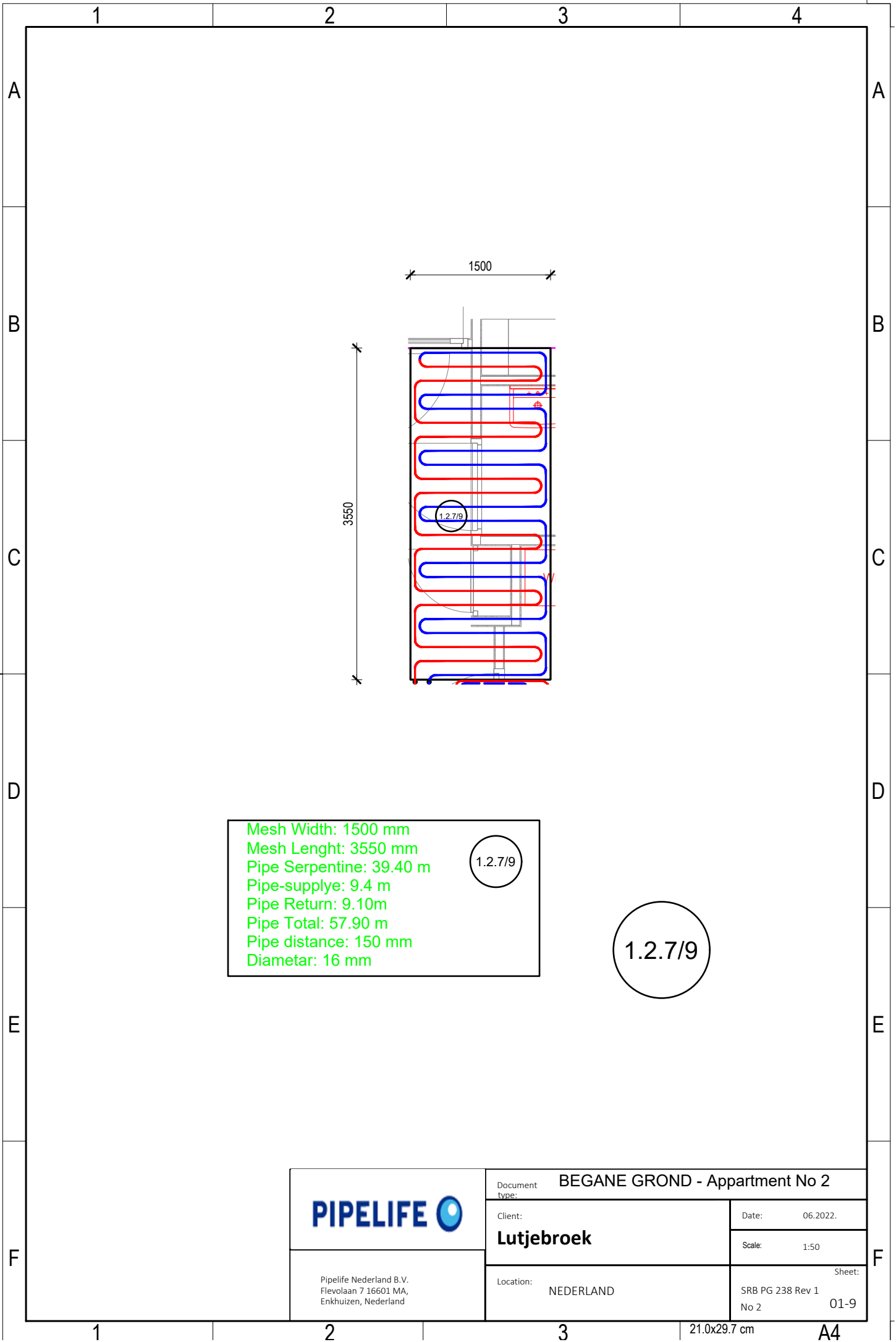


Mesh Width: 1500 mm
 Mesh Length: 3550 mm
 Pipe Serpentine: 39.40 m
 Pipe-supply: 9.90 m
 Pipe Return: 9.70 m
 Pipe Total: 59.00 m
 Pipe distance: 150 mm
 Diameter: 16 mm

1.2.7/8

1.2.7/8


	Document type: BEGANE GROND - Apartment No 2	
	Client: Lutjebroek	Date: 06.2022.
Pipelife Nederland B.V. Flevolaan 7 16601 MA, Enkhuizen, Nederland	Location: NEDERLAND	Scale: 1:50
		Sheet: SRB PG 238 Rev 1 No 2 01-8

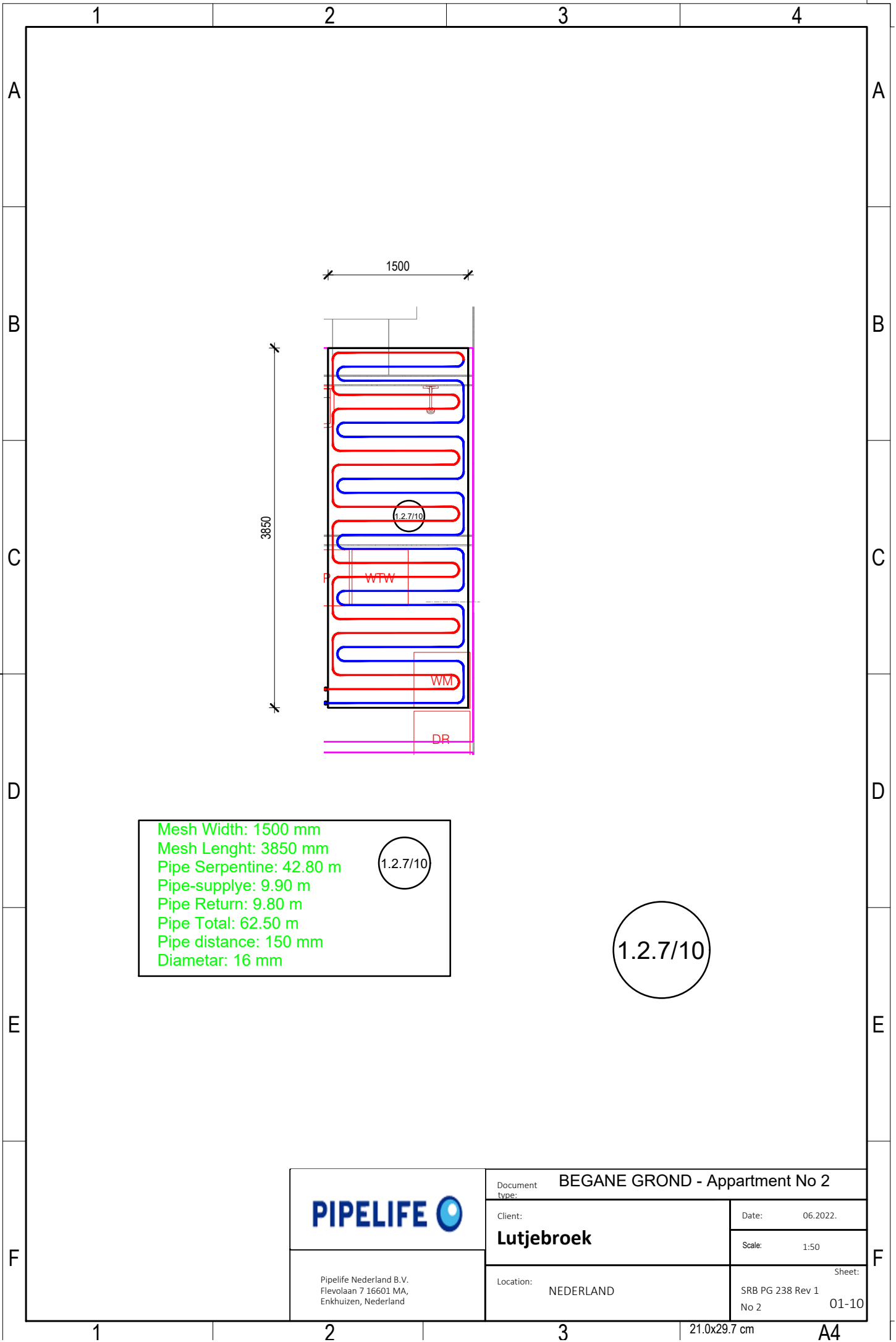


Mesh Width: 1500 mm
 Mesh Length: 3550 mm
 Pipe Serpentine: 39.40 m
 Pipe-supplye: 9.4 m
 Pipe Return: 9.10m
 Pipe Total: 57.90 m
 Pipe distance: 150 mm
 Diametar: 16 mm

1.2.7/9


1.2.7/9

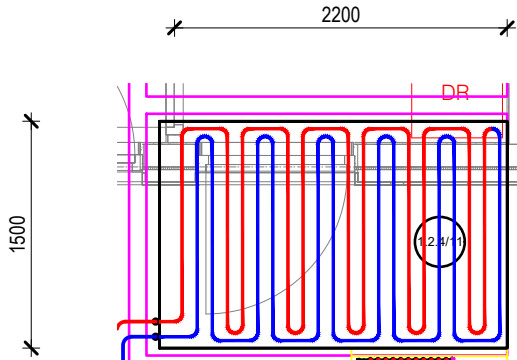
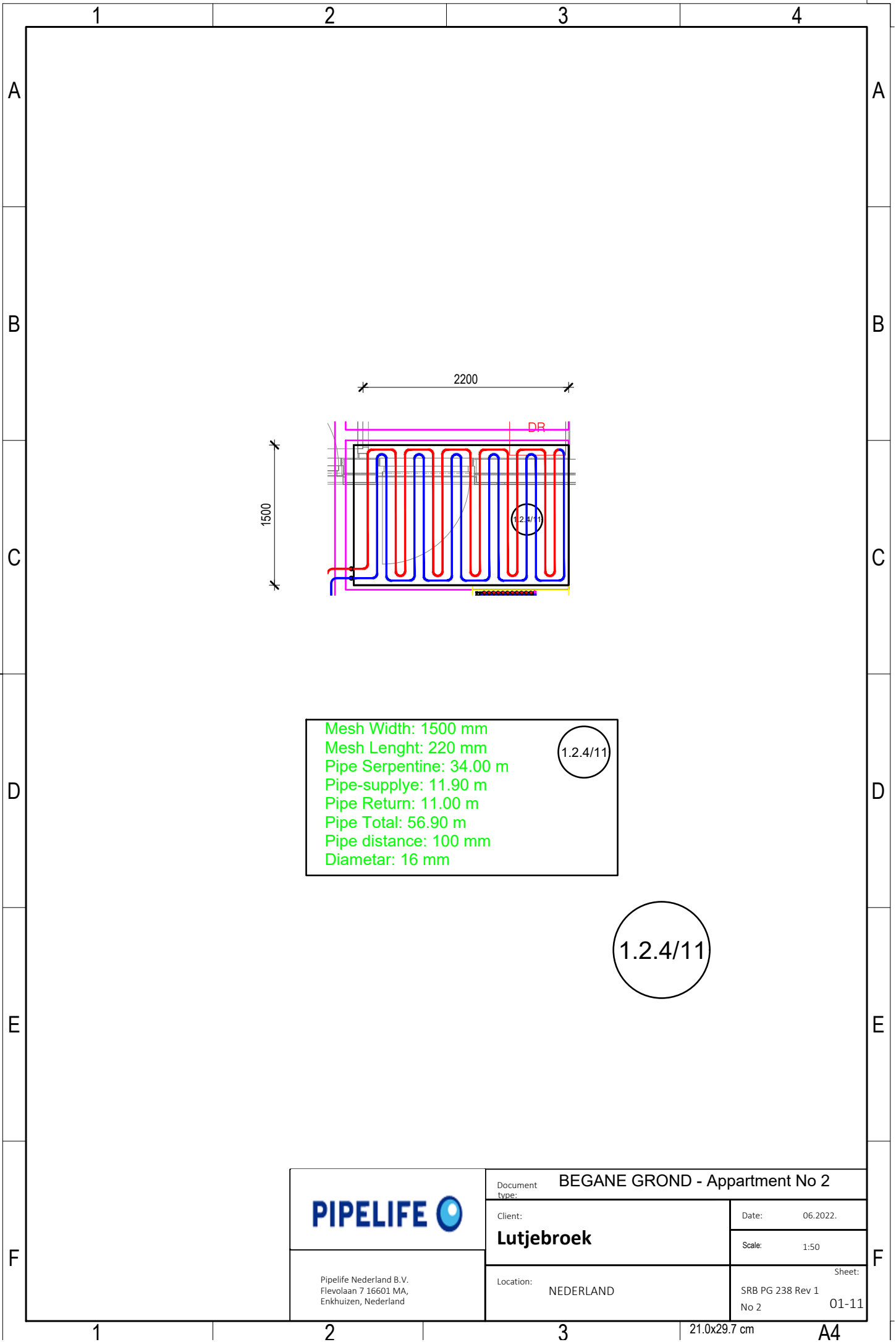
	Document type: BEGANE GROND - Apartment No 2	
	Client: Lutjebroek	Date: 06.2022.
Pipelife Nederland B.V. Flevolaan 7 16601 MA, Enkhuizen, Nederland	Location: NEDERLAND	Scale: 1:50
		Sheet: SRB PG 238 Rev 1 No 2 01-9



Mesh Width: 1500 mm
 Mesh Length: 3850 mm
 Pipe Serpentine: 42.80 m
 Pipe-supplye: 9.90 m
 Pipe Return: 9.80 m
 Pipe Total: 62.50 m
 Pipe distance: 150 mm
 Diametar: 16 mm

1.2.7/10


	Document type: BEGANE GROND - Apartment No 2	
	Client: Lutjebroek	Date: 06.2022.
Pipelife Nederland B.V. Flevolaan 7 16601 MA, Enkhuizen, Nederland	Location: NEDERLAND	Scale: 1:50
		Sheet: SRB PG 238 Rev 1 No 2 01-10



Mesh Width: 1500 mm
 Mesh Length: 220 mm
 Pipe Serpentine: 34.00 m
 Pipe-supplye: 11.90 m
 Pipe Return: 11.00 m
 Pipe Total: 56.90 m
 Pipe distance: 100 mm
 Diametar: 16 mm

1.2.4/11

1.2.4/11

	Document type: BEGANE GROND - Apartment No 2	
	Client: Lutjebroek	Date: 06.2022.
Pipelife Nederland B.V. Flevolaan 7 16601 MA, Enkhuzen, Nederland	Location: NEDERLAND	Scale: 1:50
		Sheet: SRB PG 238 Rev 1 No 2 01-11