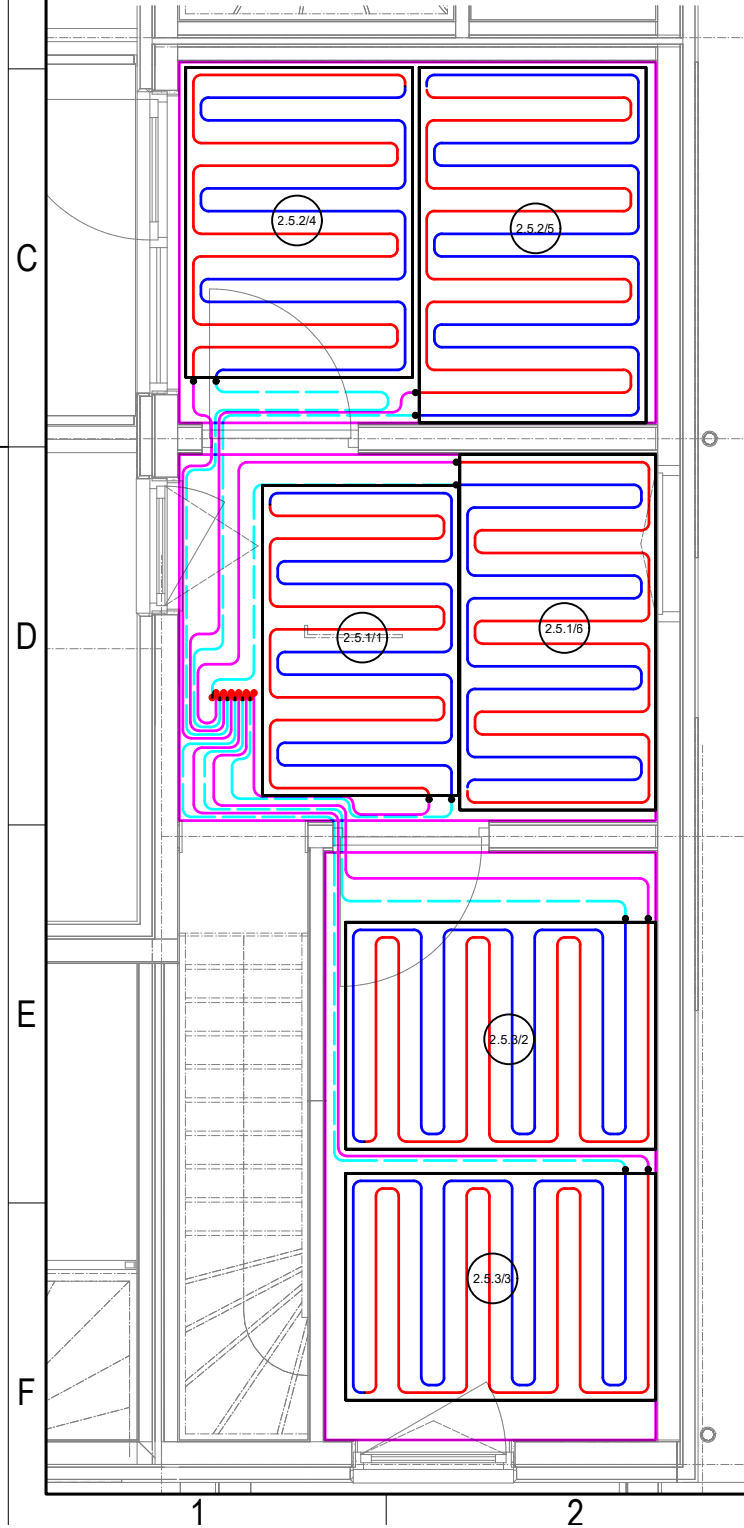


| | | | | | | | | | | | | | | | | | | | | |
|--------------------|-------------------------------------------------------------------------------------------|-------------------------------------------------------------------------------------------------------------------------------|--------------------------------------------------------------------------------------------------------------------------------------------------------------------------------------------|--|--|--|--|--|--|--|--|--|--|--|--|--|--|--|--|--|
| FT 1/8 D 9A964B | 1.5.1. Gang Heatloss: 314W Heat load OW Temperature: 20°C Area: 6.7m | | | | | | | | | | | | | | | | | | | |
| | 1.5.2. Technik kamer Heatloss: 315W Heat load OW Temperature: 20°C Area: 6.1m | | | | | | | | | | | | | | | | | | | |
| | 1.5.3. Keel Heatloss: 23W Heat load OW Temperature: 20°C Area: 0.2m | | | | | | | | | | | | | | | | | | | |
| | 1.5.4. Badkamer Heatloss: 325W Heat load OW Temperature: 24°C Area: 4.6m | Heating power: 216W Area: 3m Pipe distance: 100mm Diameter: 16mm Placing mode: Double Serpentine Length: 30m | Mesh Width: 1500 mm Mesh Length: 2050 mm Pipe Serpentine: 30.0 m Pipe-supply: 21.70 m Pipe Return: 13.50 m Pipe Total: 65.40 m Pipe distance: 100 mm Diameter: 16 mm | | | | | | | | | | | | | | | | | |
| | 1.5.5. Toilet Heatloss: 56W Heat load OW Temperature: 20°C Area: 0.9m | | | | | | | | | | | | | | | | | | | |
| | 1.5.6. Keel Heatloss: 35W Heat load OW Temperature: 20°C Area: 0.6m | | | | | | | | | | | | | | | | | | | |
| | 1.5.7. Slaapkamer Heatloss: 644W Heat load OW Temperature: 20°C Area: 12.7m | Heating power: 285W Area: 4.9m Pipe distance: 150mm Diameter: 16mm Placing mode: Double Serpentine Length: 33m | Mesh Width: 1500 mm Mesh Length: 3250 mm Pipe Serpentine: 36.20 m Pipe-supply: 15.10 m Pipe Return: 15.0 m Pipe Total: 66.30 m Pipe distance: 150 mm Diameter: 16 mm | | | | | | | | | | | | | | | | | |
| | 1.5.8. Woonruimt Heatloss: 1739W Heat load OW Temperature: 20°C Area: 35.3m | Heating power: 285W Area: 4.9m Pipe distance: 150mm Diameter: 16mm Placing mode: Double Serpentine Length: 33m | Mesh Width: 1500 mm Mesh Length: 3250 mm Pipe Serpentine: 36.20 m Pipe-supply: 15.10 m Pipe Return: 15.0 m Pipe Total: 66.30 m Pipe distance: 150 mm Diameter: 16 mm | | | | | | | | | | | | | | | | | |
| | | Heating power: 308W Area: 5.3m Pipe distance: 150mm Diameter: 16mm Placing mode: Double Serpentine Length: 35m | Mesh Width: 1500 mm Mesh Length: 3550 mm Pipe Serpentine: 39.40 m Pipe-supply: 14.20 m Pipe Return: 14.60 m Pipe Total: 68.20 m Pipe distance: 150 mm Diameter: 16 mm | | | | | | | | | | | | | | | | | |
| | | Heating power: 287W Area: 4.6m Pipe distance: 150mm Diameter: 16mm Placing mode: Double Serpentine Length: 31m | Mesh Width: 1500 mm Mesh Length: 2950 mm Pipe Serpentine: 32.80 m Pipe-supply: 16.50 m Pipe Return: 17.60 m Pipe Total: 66.90 m Pipe distance: 150 mm Diameter: 16 mm | | | | | | | | | | | | | | | | | |

| Floorheating Manifold | ID | Circle | Floor | Room number | Room name | Diameter [mm] | Length [m] | Pipe length [m] | Valve position | Resistance | Flow [l/s] | Heating power [W] | Floorheating area [W] | Pipe distance [mm] | Floorheating supply temp. [°C] | Floorheating return temp. [°C] |
|-----------------------|--------|--------|-------|--------------|-------------------|---------------|------------|-----------------|----------------|-------------|------------|-------------------|-----------------------|--------------------|--------------------------------|--------------------------------|
| FT-V8A | 9A964B | | 1 | Begane grond | 1.5.4. Badkamer | 16 | 57.6 | 21.4 | 0.51 | 1816.913 Pa | 0.151 | 6249.8 | 216 | 100 | 45 | 35 |
| | | | 2 | Begane grond | 1.5.7. Slaapkamer | 16 | 68.7 | 36.1 | 0.71 | 1816.913 Pa | 0.0193 | 785.85 | 285 | 150 | 45 | 35 |
| | | | 3 | Begane grond | 1.5.7. Slaapkamer | 16 | 68.9 | 39.3 | 0.44 | 1816.913 Pa | 0.0187 | 772.31 | 308 | 150 | 45 | 35 |
| | | | 4 | Begane grond | 1.5.8. Woonruimt | 16 | 67.2 | 36.1 | 0.38 | 1816.913 Pa | 0.0185 | 767.28 | 285 | 150 | 45 | 35 |
| | | | 5 | Begane grond | 1.5.8. Woonruimt | 16 | 67.4 | 36.1 | 0.37 | 1816.913 Pa | 0.0185 | 765.07 | 285 | 150 | 45 | 35 |
| | | | 6 | Begane grond | 1.5.8. Woonruimt | 16 | 70.3 | 36.1 | 0.71 | 1816.913 Pa | 0.0192 | 795.99 | 262 | 150 | 45 | 35 |
| | | | 7 | Begane grond | 1.5.8. Woonruimt | 16 | 69.2 | 42.7 | 0.41 | 1816.913 Pa | 0.0182 | 752.8 | 337 | 150 | 45 | 35 |
| | | | 8 | Begane grond | 1.5.8. Woonruimt | 16 | 68.1 | 32.8 | 2.5 | 1816.913 Pa | 0.0196 | 810.71 | 267 | 150 | 45 | 35 |


Document Type: BEGANE GROND - Apartment No 5
Client: Lutjebroek
Date: 06.2022
Scale: 1:50
Location: NEDERLAND
Sheet: SRB PG 238 Rev 1 01 No 5
 59,4x42,0 cm A2

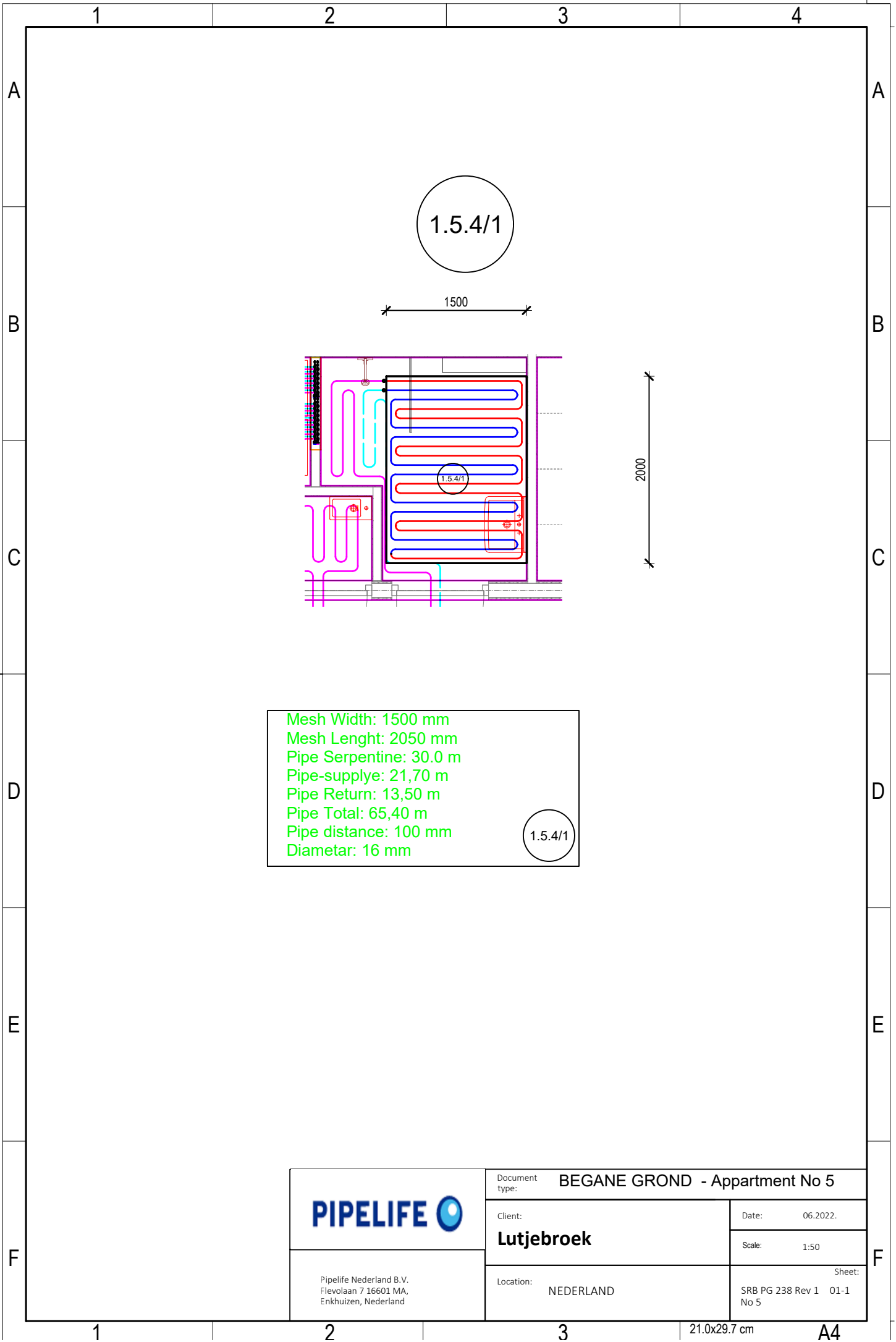
| | 1 | 2 | 3 | 4 | 5 | 6 | 7 | 8 | | | | | | | | | | |
|---|-----------------------|--------|--------|------------|-------------|--------------|---------------|------------|-----------------|----------------|-------------|------------|-------------------|-----------------------|--------------------|--------------------------------|--------------------------------|---|
| A | Floorheating Manifold | ID | Circle | Floor | Room number | Room name | Diameter [mm] | Length [m] | Pipe length [m] | Valve position | Resistance | Flow [l/s] | Heating power [W] | Floorheating area [W] | Pipe distance [mm] | Floorheating supply temp. [°C] | Floorheating return temp. [°C] | A |
| | FT-V6A | 99DFDE | | | | | | | | | | 0.1062 | 4394.71 | | | | | |
| | | | 1 | Verdieping | 2.5.1. | Entre | 16 | 61.8 | 22 | 0.75 | 1573.148 Pa | 0.0178 | 734.8 | 151 | 150 | 45 | 35 | |
| | | | 2 | Verdieping | 2.5.3. | Slaapkamer 2 | 16 | 61.4 | 22.8 | 0.43 | 1573.148 Pa | 0.0176 | 728.8 | 173 | 150 | 45 | 35 | |
| | | | 3 | Verdieping | 2.5.3. | Slaapkamer 2 | 16 | 62.5 | 22.8 | 2.5 | 1573.148 Pa | 0.0179 | 741.92 | 173 | 150 | 45 | 35 | |
| | | | 4 | Verdieping | 2.5.2. | Slaapkamer1 | 16 | 59.7 | 22.8 | 0.41 | 1573.148 Pa | 0.0175 | 725.21 | 173 | 150 | 45 | 35 | |
| | | | 5 | Verdieping | 2.5.2. | Slaapkamer1 | 16 | 61.4 | 26.1 | 0.33 | 1573.148 Pa | 0.0174 | 721.66 | 195 | 150 | 45 | 35 | |
| B | | | 6 | Verdieping | 2.5.1. | Entre | 16 | 62.2 | 23 | 2.04 | 1573.148 Pa | 0.0179 | 742.32 | 167 | 150 | 45 | 35 | B |



FT 2/6
ID 9F99DE

| | | | | | |
|--|-------------------------------------------------------------------------------------------------------|--------------------------------------------------------------------------------------------------------------------------------------------|--------------------------------------------------------------------------------------------------------------------------------------------------------------------------------------------|--------------------------------------------------------------------------------------------------------------------------------------------|--------------------------------------------------------------------------------------------------------------------------------------------------------------------------------------------|
| | 2.5.1. Entre Heatloss: 497W Heat load 0W Temperature: 20°C Area: 7.6m ² | Heating power: 151W Area: 2.7m ² Pipe distance: 150mm Diameter: 16mm Placing mode: Double Serpentine Length: 18m | Mesh Width: 1300 mm Mesh Length: 2050 mm Pipe Serpentine: 20.00 m Pipe-supply: 23.70 m Pipe Return: 15.20 m Pipe Total: 58.90 m Pipe distance: 150 mm Diameter: 16 mm | Heating power: 167W Area: 3m ² Pipe distance: 150mm Diameter: 16mm Placing mode: Double Serpentine Length: 20m | Mesh Width: 1300 mm Mesh Length: 2350 mm Pipe Serpentine: 26.20 m Pipe-supply: 22.00 m Pipe Return: 16.30 m Pipe Total: 60.7 m Pipe distance: 150 mm Diameter: 16 mm |
| | 2.5.2. Slaapkamer 1 Heatloss: 477W Heat load 0W Temperature: 20°C Area: 7.5m ² | Heating power: 173W Area: 3.1m ² Pipe distance: 150mm Diameter: 16mm Placing mode: Double Serpentine Length: 21m | Mesh Width: 1500 mm Mesh Length: 2050 mm Pipe Serpentine: 23.00 m Pipe-supply: 16.40 m Pipe Return: 19.70 m Pipe Total: 59.10 m Pipe distance: 150 mm Diameter: 16 mm | Heating power: 195W Area: 3.5m ² Pipe distance: 150mm Diameter: 16mm Placing mode: Double Serpentine Length: 23m | Mesh Width: 1500 mm Mesh Length: 2350 mm Pipe Serpentine: 26.20 m Pipe-supply: 17.40 m Pipe Return: 17.10 m Pipe Total: 60.70 m Pipe distance: 150 mm Diameter: 16 mm |
| | 2.5.3. Slaapkamer 2 Heatloss: 608W Heat load 0W Temperature: 20°C Area: 8.5m ² | Heating power: 173W Area: 3.1m ² Pipe distance: 150mm Diameter: 16mm Placing mode: Double Serpentine Length: 21m | Mesh Width: 1500 mm Mesh Length: 2050 mm Pipe Serpentine: 23.00 m Pipe-supply: 19.40 m Pipe Return: 19.50 m Pipe Total: 61.90 m Pipe distance: 150 mm Diameter: 16 mm | Heating power: 173W Area: 3.1m ² Pipe distance: 150mm Diameter: 16mm Placing mode: Double Serpentine Length: 21m | Mesh Width: 1500 mm Mesh Length: 2050 mm Pipe Serpentine: 23.00 m Pipe-supply: 20.40 m Pipe Return: 17.40 m Pipe Total: 60.80 m Pipe distance: 150 mm Diameter: 16 mm |

| | | |
|--|--------------------------------------------|---------------------------------|
| | Document type: VERDIEPING - Apartment No 5 | Date: 06.2022. |
| | Client: Lutjebroek | Scale: 1:50 |
| | Location: NEDERLAND | Sheet: SRB PG 238 Rev 1 02 No 5 |




1.5.4/1

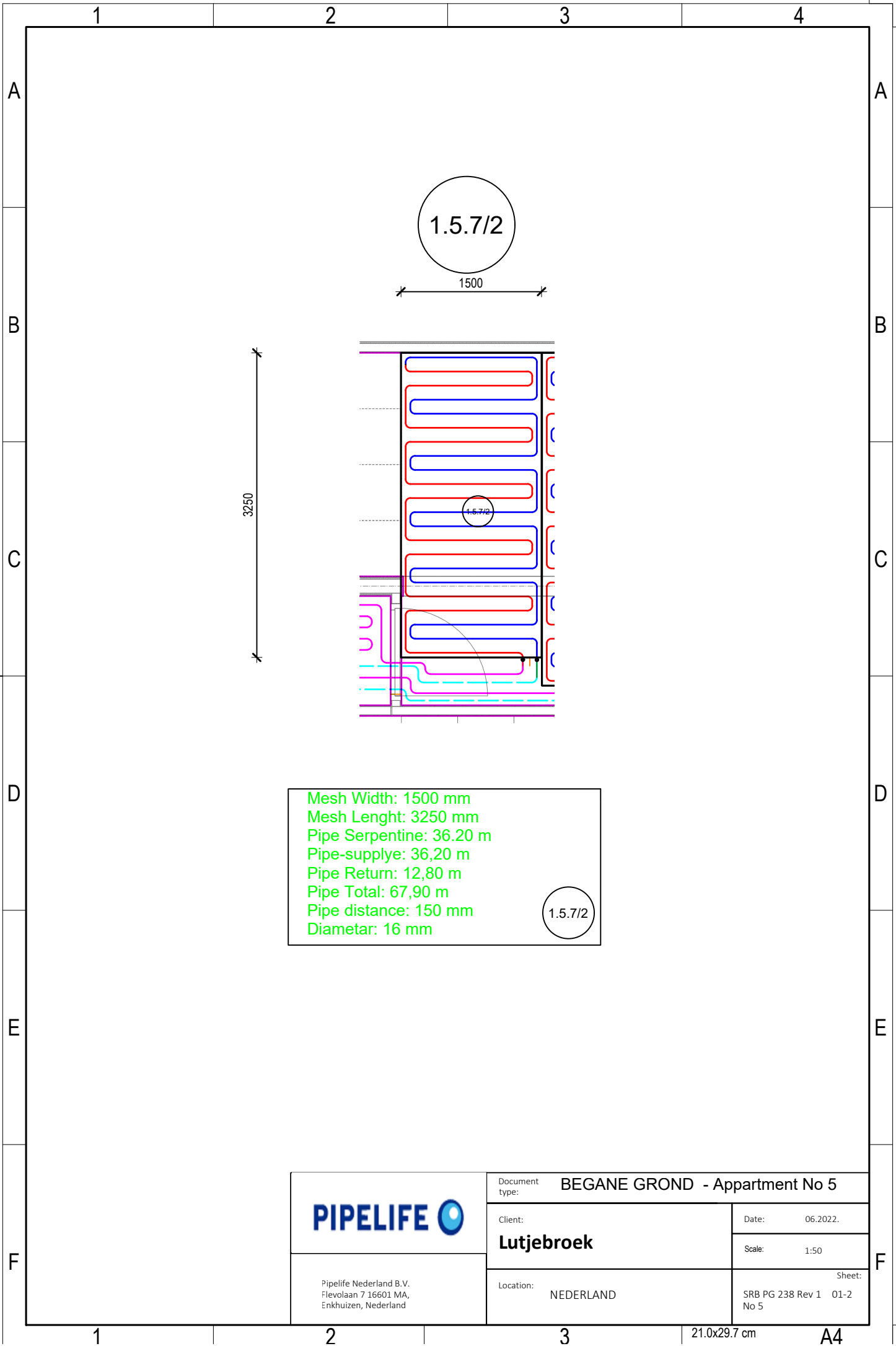
1500

2000

Mesh Width: 1500 mm
 Mesh Length: 2050 mm
 Pipe Serpentine: 30.0 m
 Pipe-supply: 21,70 m
 Pipe Return: 13,50 m
 Pipe Total: 65,40 m
 Pipe distance: 100 mm
 Diametar: 16 mm


1.5.4/1

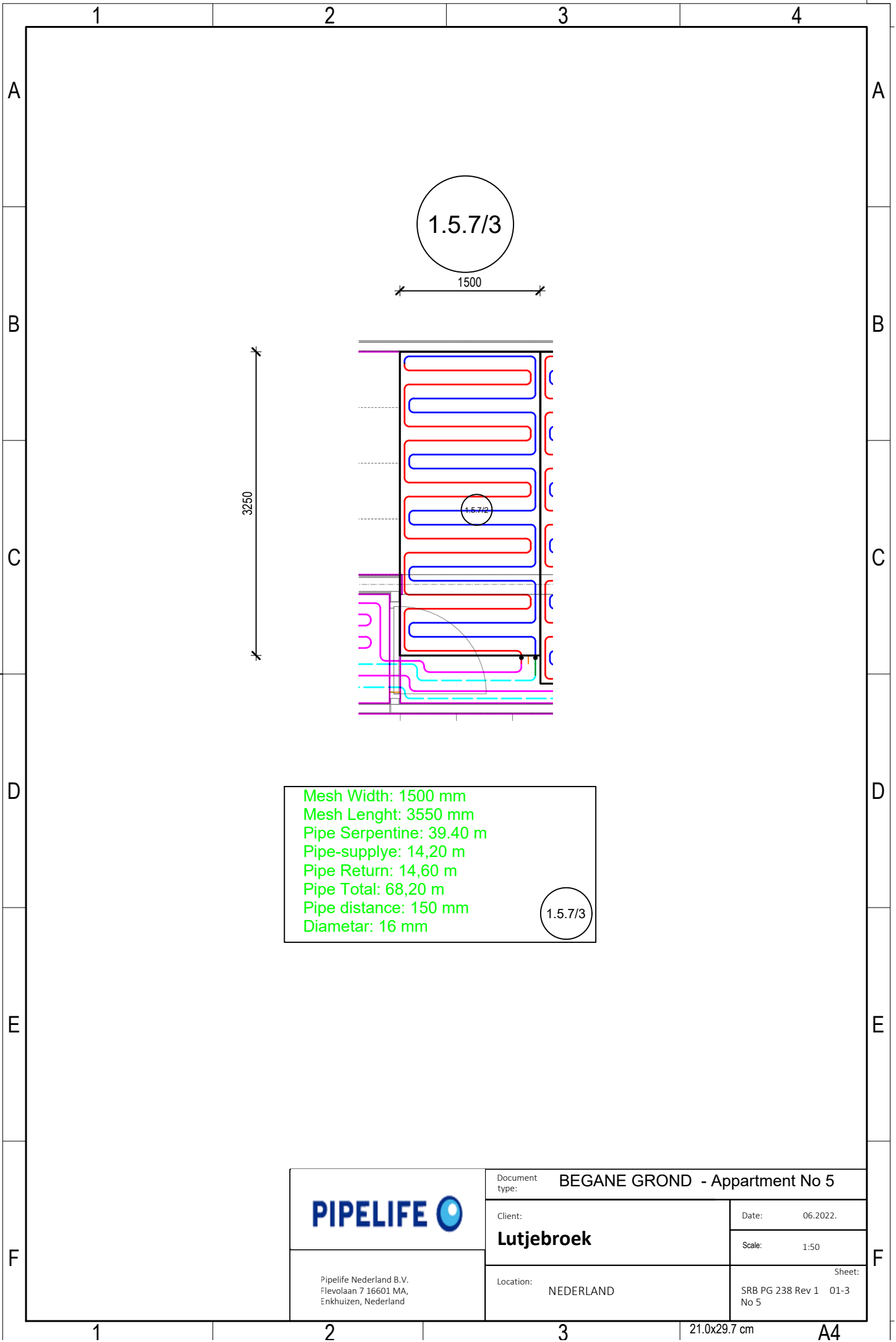
| | | |
|-------------------------------------------------------------------------------------|------------------------------------------------------|-----------------------------------------|
|  | Document type: BEGANE GROND - Appartment No 5 | |
| | Client: Lutjebroek | Date: 06.2022. Scale: 1:50 |
| Pipelife Nederland B.V. Flevolaan 7 16601 MA, Enkhuizen, Nederland | Location: NEDERLAND | Sheet: SRB PG 238 Rev 1 01-1 No 5 |



Mesh Width: 1500 mm
 Mesh Length: 3250 mm
 Pipe Serpentine: 36.20 m
 Pipe-supplye: 36,20 m
 Pipe Return: 12,80 m
 Pipe Total: 67,90 m
 Pipe distance: 150 mm
 Diametar: 16 mm




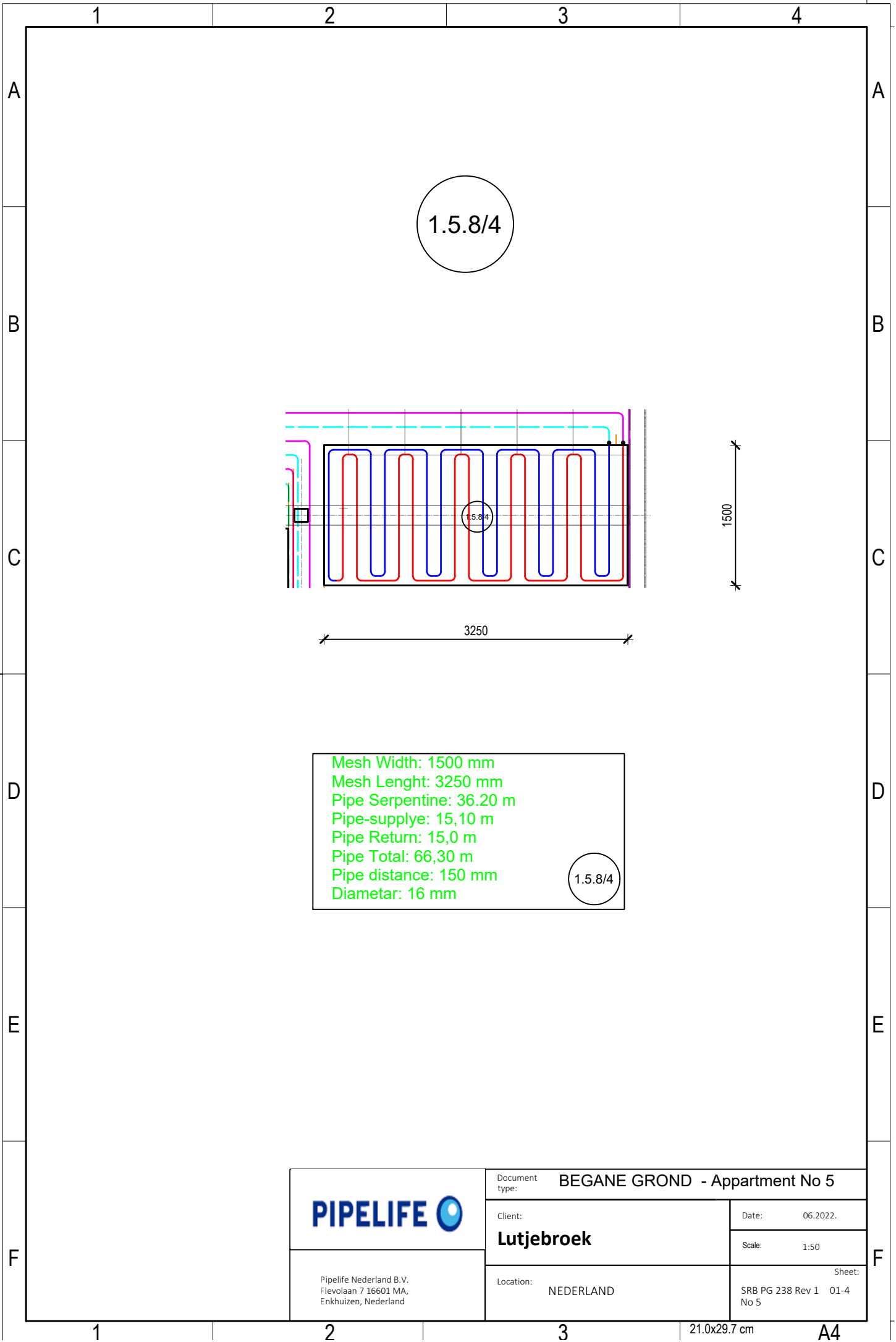
| | | |
|-------------------------------------------------------------------------------------|------------------------------------------------------|-----------------------------------------|
|  | Document type: BEGANE GROND - Appartment No 5 | |
| | Client: Lutjebroek | Date: 06.2022. Scale: 1:50 |
| Pipelife Nederland B.V. Flevolaan 7 16601 MA, Enkhuizen, Nederland | Location: NEDERLAND | Sheet: SRB PG 238 Rev 1 01-2 No 5 |



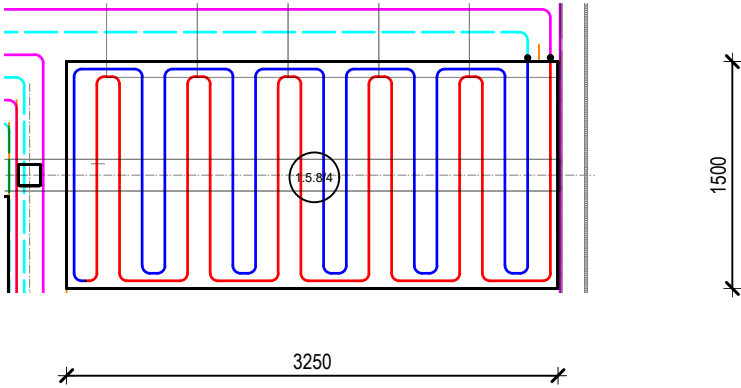
Mesh Width: 1500 mm
 Mesh Length: 3550 mm
 Pipe Serpentine: 39.40 m
 Pipe-supplye: 14,20 m
 Pipe Return: 14,60 m
 Pipe Total: 68,20 m
 Pipe distance: 150 mm
 Diametar: 16 mm



| | | |
|-------------------------------------------------------------------------------------|------------------------------------------------------|-----------------------------------------|
|  | Document type: BEGANE GROND - Appartment No 5 | |
| | Client: Lutjebroek | Date: 06.2022. Scale: 1:50 |
| Pipelife Nederland B.V. Flevolaan 7 16601 MA, Enkhuizen, Nederland | Location: NEDERLAND | Sheet: SRB PG 238 Rev 1 01-3 No 5 |




1.5.8/4



Mesh Width: 1500 mm
 Mesh Length: 3250 mm
 Pipe Serpentine: 36.20 m
 Pipe-supply: 15,10 m
 Pipe Return: 15,0 m
 Pipe Total: 66,30 m
 Pipe distance: 150 mm
 Diameter: 16 mm

1.5.8/4

| | | |
|-------------------------------------------------------------------------------------|-----------------------------------------------|-----------------------------------|
|  | Document type: BEGANE GROND - Appartment No 5 | Date: 06.2022. |
| | Client: Lutjebroek | Scale: 1:50 |
| Pipelife Nederland B.V. Flevolaan 7 16601 MA, Enkhuizen, Nederland | Location: NEDERLAND | Sheet: SRB PG 238 Rev 1 01-4 No 5 |

21.0x29.7 cm

A4

1

2

3

4

A

A

B

B

C

C

D

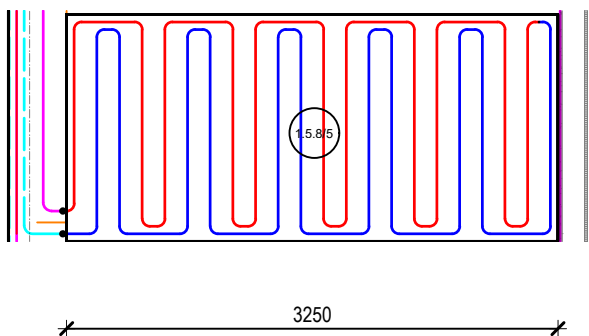
D

E

E


F

F



Mesh Width: 1500 mm
 Mesh Length: 3250 mm
 Pipe Serpentine: 36.20 m
 Pipe-supplye: 16,60 m
 Pipe Return: 16,80 m
 Pipe Total: 69,60 m
 Pipe distance: 150 mm
 Diametar: 16 mm



| | | |
|-------------------------------------------------------------------------------------|------------------------------------------------------|----------------|
|  | Document type: BEGANE GROND - Appartment No 5 | |
| | Client: Lutjebroek | Date: 06.2022. |
| Pipelife Nederland B.V. Flevolaan 7 16601 MA, Enkhuizen, Nederland | Location: NEDERLAND | Scale: 1:50 |
| | Sheet: SRB PG 238 Rev 1 01-5 No 5 | |

1

2

3

21.0x29.7 cm

A4

1

2

3

4

A

A

B

B

C

C

D

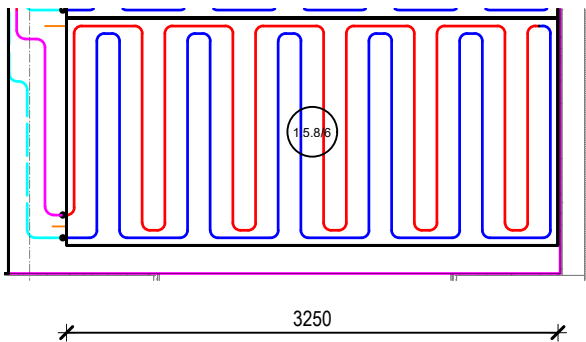
D

E

E

F

F



Mesh Width: 1500 mm
 Mesh Length: 3250 mm
 Pipe Serpentine: 36.20 m
 Pipe-supplye: 14,90 m
 Pipe Return: 15,10 m
 Pipe Total: 66,20 m
 Pipe distance: 150 mm
 Diametar: 16 mm



PIPELIFE 

Pipelife Nederland B.V.
Flevolaan 7 16601 MA,
Enkhuizen, Nederland

| | | | |
|----------------|--------------------------------|--------|----------------------------|
| Document type: | BEGANE GROND - Appartment No 5 | | |
| Client: | Lutjebroek | Date: | 06.2022. |
| | | Scale: | 1:50 |
| Location: | NEDERLAND | Sheet: | SRB PG 238 Rev 1 01-6 No 5 |

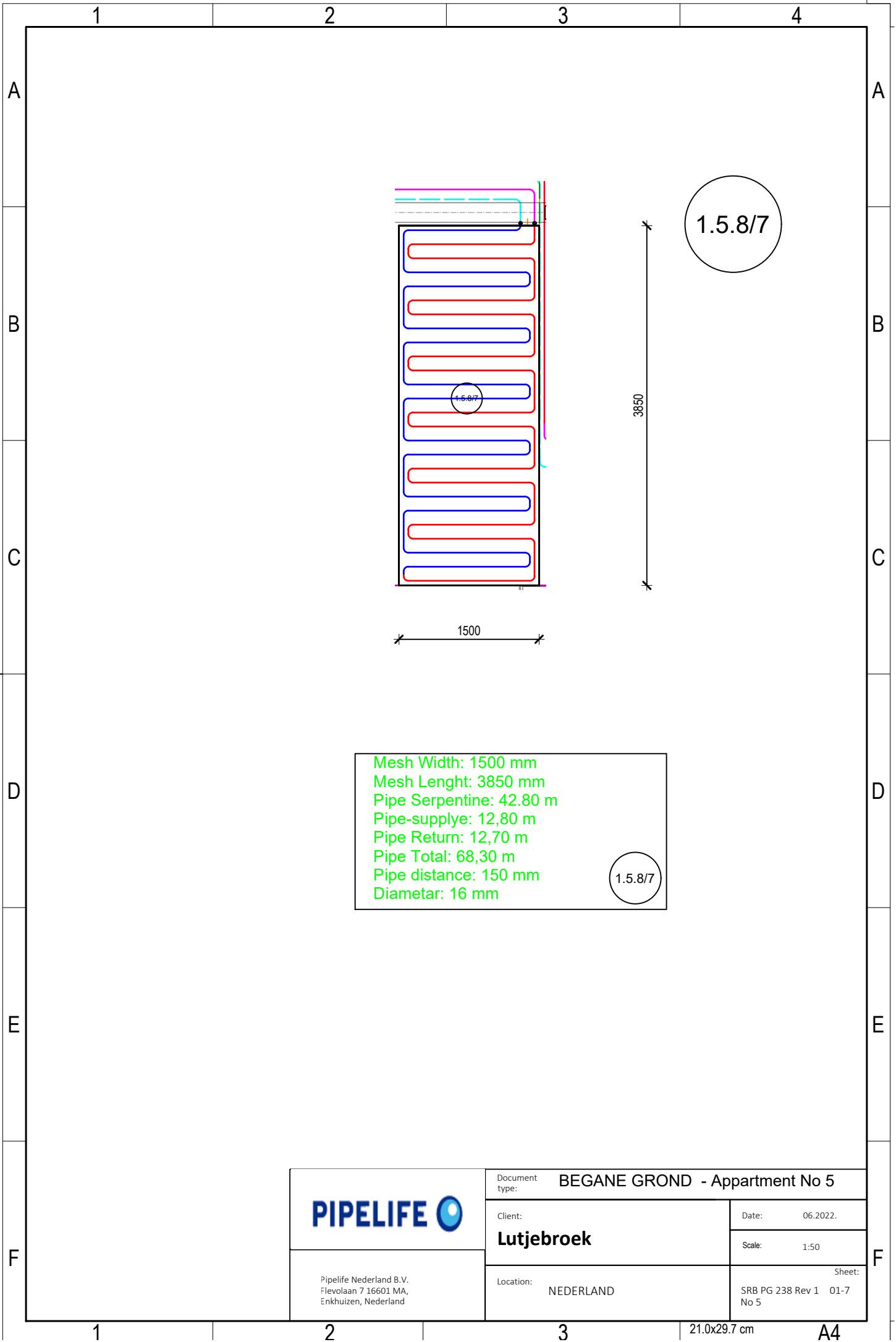
1

2


3

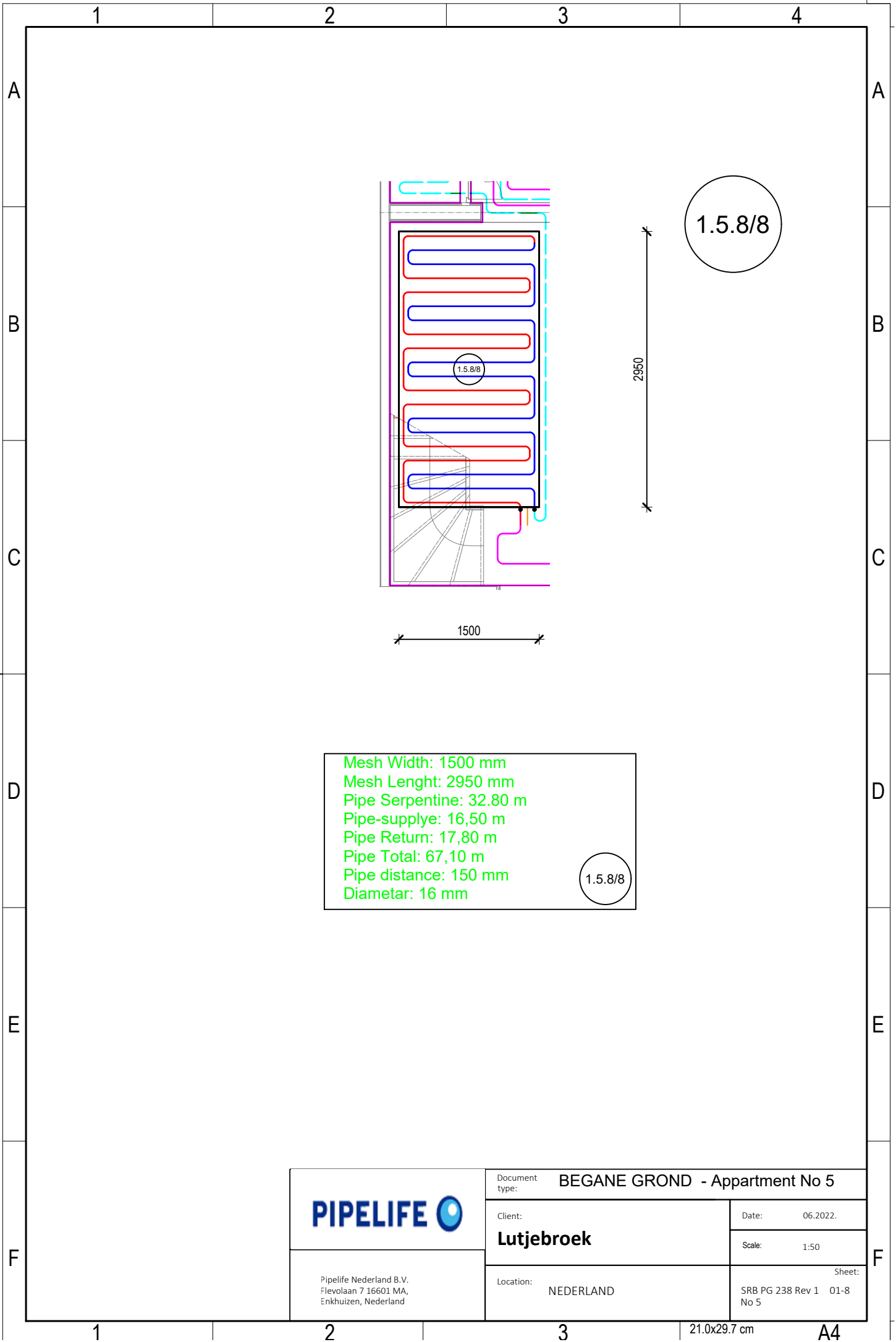
21.0x29.7 cm

A4

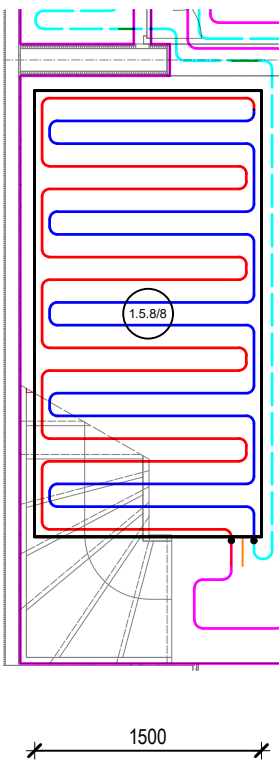


Mesh Width: 1500 mm
 Mesh Length: 3850 mm
 Pipe Serpentine: 42.80 m
 Pipe-supplye: 12,80 m
 Pipe Return: 12,70 m
 Pipe Total: 68,30 m
 Pipe distance: 150 mm
 Diametar: 16 mm

| | | |
|-------------------------------------------------------------------------------------|------------------------------------------------------|-----------------------------------------|
|  | Document type: BEGANE GROND - Appartment No 5 | |
| | Client: Lutjebroek | Date: 06.2022. Scale: 1:50 |
| Pipelife Nederland B.V. Flevolaan 7 16601 MA, Enkhuzen, Nederland | Location: NEDERLAND | Sheet: SRB PG 238 Rev 1 01-7 No 5 |



1.5.8/8




2950

1500

Mesh Width: 1500 mm
 Mesh Length: 2950 mm
 Pipe Serpentine: 32.80 m
 Pipe-supplye: 16,50 m
 Pipe Return: 17,80 m
 Pipe Total: 67,10 m
 Pipe distance: 150 mm
 Diametar: 16 mm

1.5.8/8

| | | |
|-------------------------------------------------------------------------------------|------------------------------------------------------|----------------|
|  | Document type: BEGANE GROND - Appartment No 5 | |
| | Client: Lutjebroek | Date: 06.2022. |
| Pipelife Nederland B.V. Flevolaan 7 16601 MA, Enkhuizen, Nederland | Location: NEDERLAND | Scale: 1:50 |
| | Sheet: SRB PG 238 Rev 1 01-8 No 5 | |

1

2

3

4

A

A

B

B

C

C

D

D

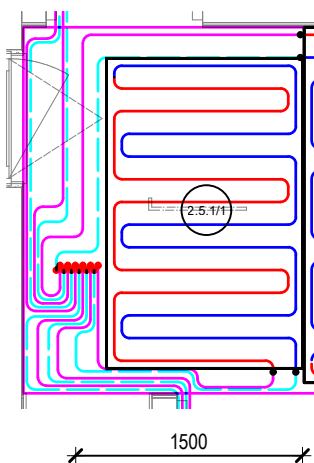
E

E

F


F

2.5.1/1



Mesh Width: 1300 mm
 Mesh Length: 2050 mm
 Pipe Serpentine: 20.00 m
 Pipe-supply: 23.70 m
 Pipe Return: 15.20 m
 Pipe Total: 58.90 m
 Pipe distance: 150 mm
 Diametar: 16 mm

2.5.1/1

| | | |
|-------------------------------------------------------------------------------------|--------------------------------------------|----------------|
|  | Document type: VERDIEPING - Apartment No 5 | |
| | Client: Lutjebroek | Date: 06.2022. |
| Pipelife Nederland B.V. Flevolaan 7 16601 MA, Enkhuizen, Nederland | Location: NEDERLAND | Scale: 1:50 |
| | Sheet: SRB PG 238 Rev 1 02-1 No 5 | |

1

2

3

21.0x29.7 cm

A4

1

2

3

4

A

A

B

B

C

C

D

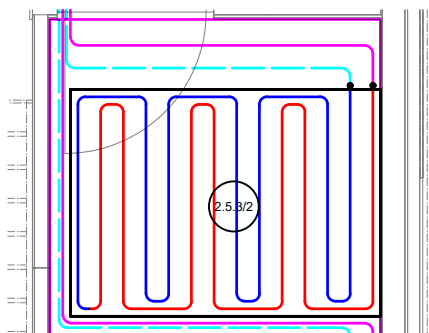
D

E

E

F

F



1500

2050

Mesh Width: 1500 mm
 Mesh Length: 2050 mm
 Pipe Serpentine: 23.00 m
 Pipe-supplye: 20.40 m
 Pipe Return: 17.40 m
 Pipe Total: 60.80 m
 Pipe distance: 150 mm
 Diametar: 16 mm



| | | |
|--------------------------------------------------------------------------|--------------------------------------------|-----------------------------------|
| | Document type: VERDIEPING - Apartment No 5 | Date: 06.2022. |
| | Client: Lutjebroek | Scale: 1:50 |
| Pipelife Nederland B.V. Flevolaan 7 16601 MA, Enkhuizen, Nederland | Location: NEDERLAND | Sheet: SRB PG 238 Rev 1 02-2 No 5 |

1

2

3

21.0x29.7 cm

A4

1

2

3

4

A

A

B

B

C

C

D

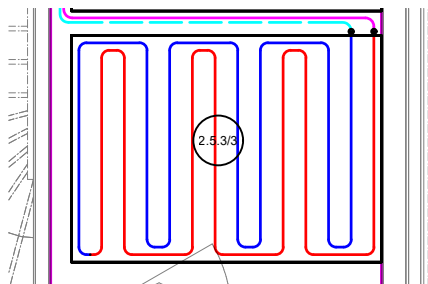
D

E

E

F

F



1500

2050

Mesh Width: 1500 mm
 Mesh Length: 2050 mm
 Pipe Serpentine: 23.00 m
 Pipe-supplye: 19.40 m
 Pipe Return: 19.50 m
 Pipe Total: 61.90 m
 Pipe distance: 150 mm
 Diametar: 16 mm



| | | |
|-------------------------------------------------------------------------------------|--------------------------------------------|-----------------------------------|
|  | Document type: VERDIEPING - Apartment No 5 | |
| | Client: Lutjebroek | Date: 06.2022. |
| Pipelife Nederland B.V. Flevolaan 7 16601 MA, Enkhuizen, Nederland | Location: NEDERLAND | Scale: 1:50 |
| | | Sheet: SRB PG 238 Rev 1 02-3 No 5 |

1

2

3

21.0x29.7 cm

A4

1

2

3

4

A

A

B

B

C

C

D

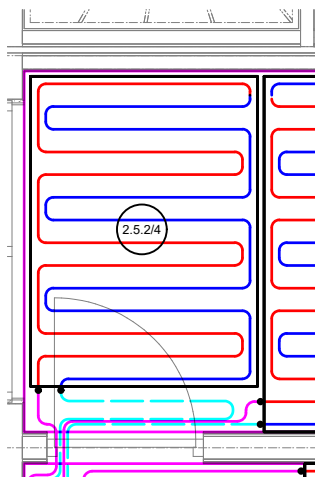
D

E

E

F

F




1500

2050

Mesh Width: 1500 mm
 Mesh Length: 2050 mm
 Pipe Serpentine: 23.00 m
 Pipe-supplye: 16.40 m
 Pipe Return: 19.70 m
 Pipe Total: 59.10 m
 Pipe distance: 150 mm
 Diametar: 16 mm



| | | |
|-------------------------------------------------------------------------------------|--------------------------------------------|----------------|
|  | Document type: VERDIEPING - Apartment No 5 | |
| | Client: Lutjebroek | Date: 06.2022. |
| Pipelife Nederland B.V. Flevolaan 7 16601 MA, Enkhuizen, Nederland | Location: NEDERLAND | Scale: 1:50 |
| | Sheet: SRB PG 238 Rev 1 02-4 No 5 | |

1

2

3

21.0x29.7 cm

A4

1

2

3

4

A

A

B

B

C

C

D

D

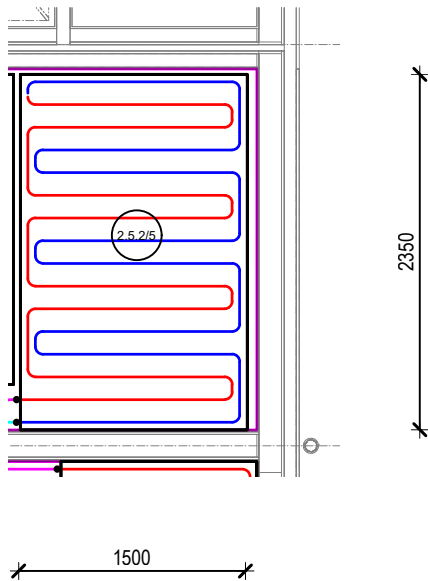
E

E

F

F

2.5.2/5



Mesh Width: 1500 mm
 Mesh Length: 2350 mm
 Pipe Serpentine: 26.20 m
 Pipe-supplye: 17.40 m
 Pipe Return: 17.10 m
 Pipe Total: 60.70 m
 Pipe distance: 150 mm
 Diametar: 16 mm

2.5.2/5

| | | |
|-------------------------------------------------------------------------------------|--------------------------------------------|-----------------------------------------|
|  | Document type: VERDIEPING - Apartment No 5 | |
| | Client: Lutjebroek | Date: 06.2022. |
| Pipelife Nederland B.V. Flevolaan 7 16601 MA, Enkhuizen, Nederland | Location: NEDERLAND | Scale: 1:50 |
| | | Sheet: SRB PG 238 Rev 1 02-5 No 5 |

1

2

3

21.0x29.7 cm

A4

1

2

3

4

A

A

B

B

C

C

D

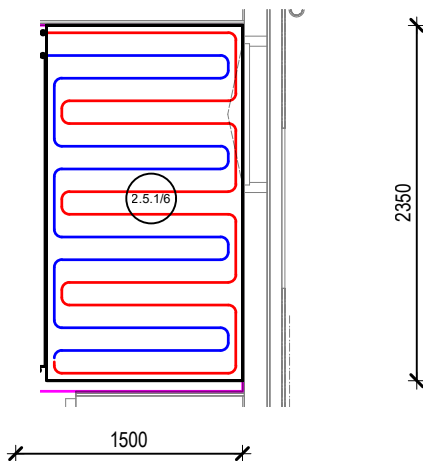
D

E

E


F

F



Mesh Width: 1300 mm
 Mesh Length: 2350 mm
 Pipe Serpentine: 26.20 m
 Pipe-supplye: 22.00 m
 Pipe Return: 16.30 m
 Pipe Total: 60.7 m
 Pipe distance: 150 mm
 Diametar: 16 mm



| | | |
|-------------------------------------------------------------------------------------|--------------------------------------------|----------------|
|  | Document type: VERDIEPING - Apartment No 5 | |
| | Client: Lutjebroek | Date: 06.2022. |
| Pipelife Nederland B.V. Flevolaan 7 16601 MA, Enkhuzen, Nederland | Location: NEDERLAND | Scale: 1:50 |
| | Sheet: SRB PG 238 Rev 1 02-1 No 5 | |

1

2

3

21.0x29.7 cm

A4