

Room ID	Room Name	Heating power	Area	Heat loss	Heat load OW	Temperature	Area	Mesh Width	Mesh Length	Pipe Serpentine	Pipe supply	Pipe Return	Pipe Total	Pipe distance	Diameter
1.4.1	Living	427W	4.9m	299W	20°C	4.9m									
1.4.2	Entree	299W	7.8m	23W	20°C	0.2m									
1.4.3	Kaait	23W	0.2m	249W	24°C	4.6m		1100 mm	3550 mm	39.40 m	17.90 m	12.60 m	69.90 m	150 mm	16 mm
1.4.4	Badkamer	249W	3.9m	351W	20°C	3.8m		1500 mm	3850 mm	42.80 m	15.50 m	11.50 m	69.80 m	150 mm	16 mm
1.4.5	Toilet	78W	1.1m	500W	20°C	13.6m		1500 mm	3550 mm	39.40 m	15.50 m	11.50 m	69.80 m	150 mm	16 mm
1.4.6	Slaapkamer	323W	5.8m	1661W	20°C	37.8m		1500 mm	3850 mm	42.80 m	15.50 m	11.50 m	69.80 m	150 mm	16 mm
1.4.7	Woonruim	295W	5.3m	295W	20°C	3.8m		1500 mm	3550 mm	39.40 m	15.50 m	11.50 m	69.80 m	150 mm	16 mm
1.4.8	Woonruim	307W	5.3m	295W	20°C	3.8m		1500 mm	3550 mm	39.40 m	15.50 m	11.50 m	69.80 m	150 mm	16 mm
1.4.9	Woonruim	295W	5.3m	273W	20°C	3.8m		1500 mm	3550 mm	39.40 m	15.50 m	11.50 m	69.80 m	150 mm	16 mm
1.4.10	Woonruim	295W	5.3m	323W	20°C	3.8m		1500 mm	3550 mm	39.40 m	15.50 m	11.50 m	69.80 m	150 mm	16 mm
1.4.11	Woonruim	284W	5.1m	284W	20°C	3.8m		1500 mm	3550 mm	39.40 m	15.50 m	11.50 m	69.80 m	150 mm	16 mm

Floorheating Manifold	ID	Circle	Floor	Room number	Room name	Diameter [mm]	Length [m]	Pipe length [m]	Valve position	Resistance	Flow [l/s]	Heating power [W]	Floorheating area [W]	Pipe distance [mm]	Floorheating supply temp. [°C]	Floorheating return temp. [°C]
FT-V9A	CE58D0										0.164	6789.5				
			1	Begane grond	1.4.4. Badkamer	16	58.9	29.6	0.31	1638.013 Pa	0.0178	737.75	249	150	45	35
			2	Begane grond	1.4.7. Woonruim	16	71.1	43.2	0.9	1638.013 Pa	0.0186	770.17	307	150	45	35
			3	Begane grond	1.4.7. Woonruim	16	64.6	39.3	0.37	1638.013 Pa	0.0176	727.14	295	150	45	35
			4	Begane grond	1.4.7. Woonruim	16	62.3	34.8	0.42	1638.013 Pa	0.0179	741.48	273	150	45	35
			5	Begane grond	1.4.7. Woonruim	16	68	42.7	0.63	1638.013 Pa	0.0182	752.66	323	150	45	35
			6	Begane grond	1.4.7. Woonruim	16	65.3	37.4	1.71	1638.013 Pa	0.0189	780.91	284	150	45	35
			7	Begane grond	1.4.7. Woonruim	16	68.8	39.3	2.5	1638.013 Pa	0.0189	784.03	295	150	45	35
			8	Begane grond	1.4.6. Slaapkamer	16	68.1	42.7	0.55	1638.013 Pa	0.018	746.27	323	150	45	35
			9	Begane grond	1.4.6. Slaapkamer	16	66.3	39.3	0.53	1638.013 Pa	0.0181	749.08	295	150	45	35

PIPELIFE

Document type: **BEGANE GROND - Apartment No 4**

Client: **Lutjebroek**


Date: 06.2022

Scale: 1:50

Location: **NETERLAND**

Sheet: **SRB PG 238 Rev 1 01 No 4**

Pipelife Nederland B.V.
Flevolaan 7 16601 MA, Enkhuizen, Nederland



Floorheating Manifold	ID	Circle	Floor	Room number	Room name	Diameter [mm]	Length [m]	Pipe length [m]	Valve position	Resistance	Flow [l/s]	Heating power [W]	Floorheating area [W]	Pipe distance [mm]	Floorheating supply temp. [°C]	Floorheating return temp. [°C]
FT-V4A	CEBEA4										0.0847	3505.21				
			1 Verdieping	2.4.2.	Slaapkamer 2	16	63	36.1	0.63	2479.166 Pa	0.0212	877.9	273	150	45	35
			2 Verdieping	2.4.2.	Slaapkamer 2	16	74.7	36.1	2.5	2479.166 Pa	0.0216	893.46	273	150	45	35
			3 Verdieping	2.4.1.	Slaapkamer 1	16	72.3	32.8	0.61	2479.166 Pa	0.021	870.64	245	150	45	35
			4 Verdieping	2.4.1.	Slaapkamer 1	16	72.6	32.8	0.49	2479.166 Pa	0.0209	863.2	245	150	45	35

FT 2/4
D CEBEA4

<p>2.4.1. Slaapkamer 1</p> <p>Heatloss: 696W</p> <p>Heat load 0W</p> <p>Temperature: 20°C</p> <p>Area: 13.6m²</p>	<p>Heating power: 273W</p> <p>Area: 4.9m²</p> <p>Pipe distance: 150mm</p> <p>Diameter: 16mm</p> <p>Placing mode: Double Serpentine</p> <p>Length: 33m</p>	<p>Mesh Width: 1500 mm</p> <p>Mesh Length: 3250 mm</p> <p>Pipe Serpentine: 36.20 m</p> <p>Pipe-supply: 19,00 m</p> <p>Pipe Return: 20,00 m</p> <p>Pipe Total: 75,20 m</p> <p>Pipe distance: 150 mm</p> <p>Diameter: 16 mm</p>	<p>Heating power: 273W</p> <p>Area: 4.9m²</p> <p>Pipe distance: 150mm</p> <p>Diameter: 16mm</p> <p>Placing mode: Double Serpentine</p> <p>Length: 33m</p>	<p>Mesh Width: 1500 mm</p> <p>Mesh Length: 3250 mm</p> <p>Pipe Serpentine: 36.20 m</p> <p>Pipe-supply: 20,00 m</p> <p>Pipe Return: 19,8 m</p> <p>Pipe Total: 76,00 m</p> <p>Pipe distance: 150 mm</p> <p>Diameter: 16 mm</p>
<p>2.4.2. Slaapkamer 2</p> <p>Heatloss: 714W</p> <p>Heat load 0W</p> <p>Temperature: 20°C</p> <p>Area: 12.5m²</p>	<p>Heating power: 245W</p> <p>Area: 4.4m²</p> <p>Pipe distance: 150mm</p> <p>Diameter: 16mm</p> <p>Placing mode: Double Serpentine</p> <p>Length: 29m</p>	<p>Mesh Width: 1500 mm</p> <p>Mesh Length: 2950 mm</p> <p>Pipe Serpentine: 32.80 m</p> <p>Pipe-supply: 13,00 m</p> <p>Pipe Return: 27,70 m</p> <p>Pipe Total: 73,50 m</p> <p>Pipe distance: 150 mm</p> <p>Diameter: 16 mm</p>	<p>Heating power: 245W</p> <p>Area: 4.4m²</p> <p>Pipe distance: 150mm</p> <p>Diameter: 16mm</p> <p>Placing mode: Double Serpentine</p> <p>Length: 29m</p>	<p>Mesh Width: 1500 mm</p> <p>Mesh Length: 2950 mm</p> <p>Pipe Serpentine: 32.80 m</p> <p>Pipe-supply: 13,00 m</p> <p>Pipe Return: 27,70 m</p> <p>Pipe Total: 73,50 m</p> <p>Pipe distance: 150 mm</p> <p>Diameter: 16 mm</p>



Pipelife Nederland B.V.
Flevolaan 7 16601 MA,
Enkhuizen, Nederland

Document type: VERDIEPING - Apartment No 4

Client: Lutjebroek

Date: 06.2022.

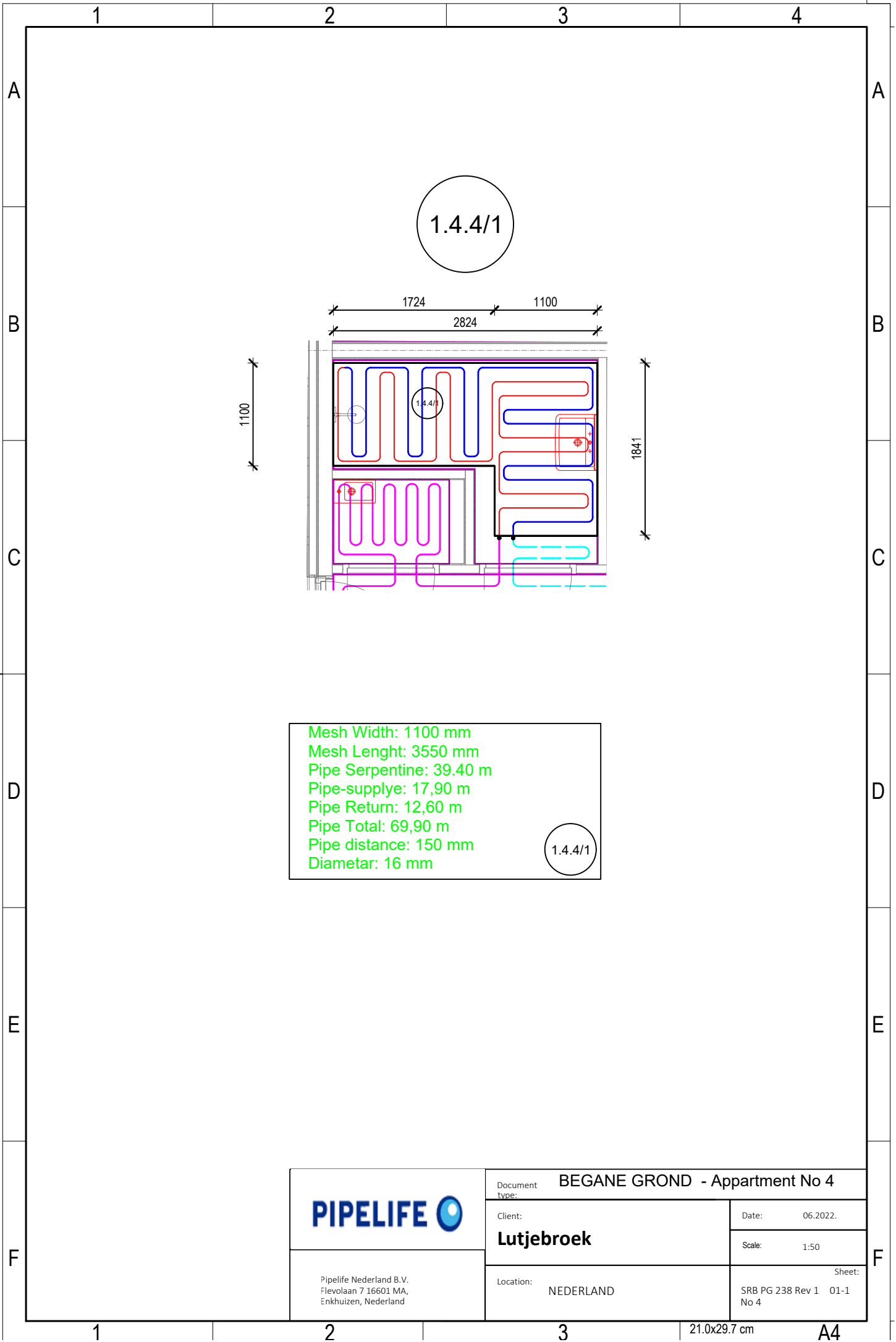
Scale: 1:50

Location: NEDERLAND

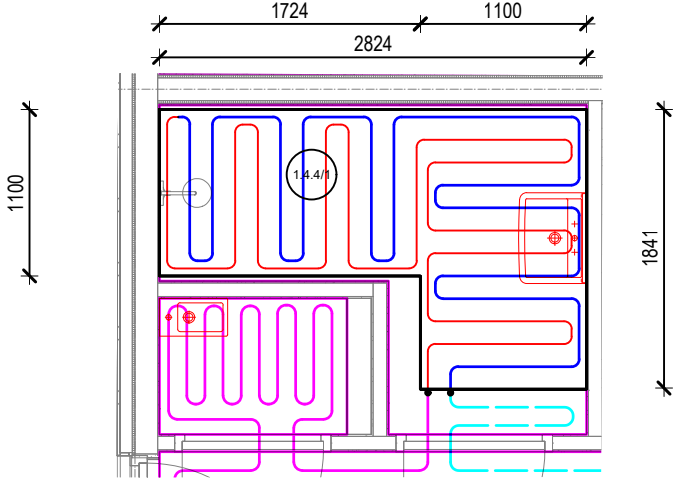
Sheet: SRB PG 238 Rev 1 02
No 4

42.0x29.7 cm

A3




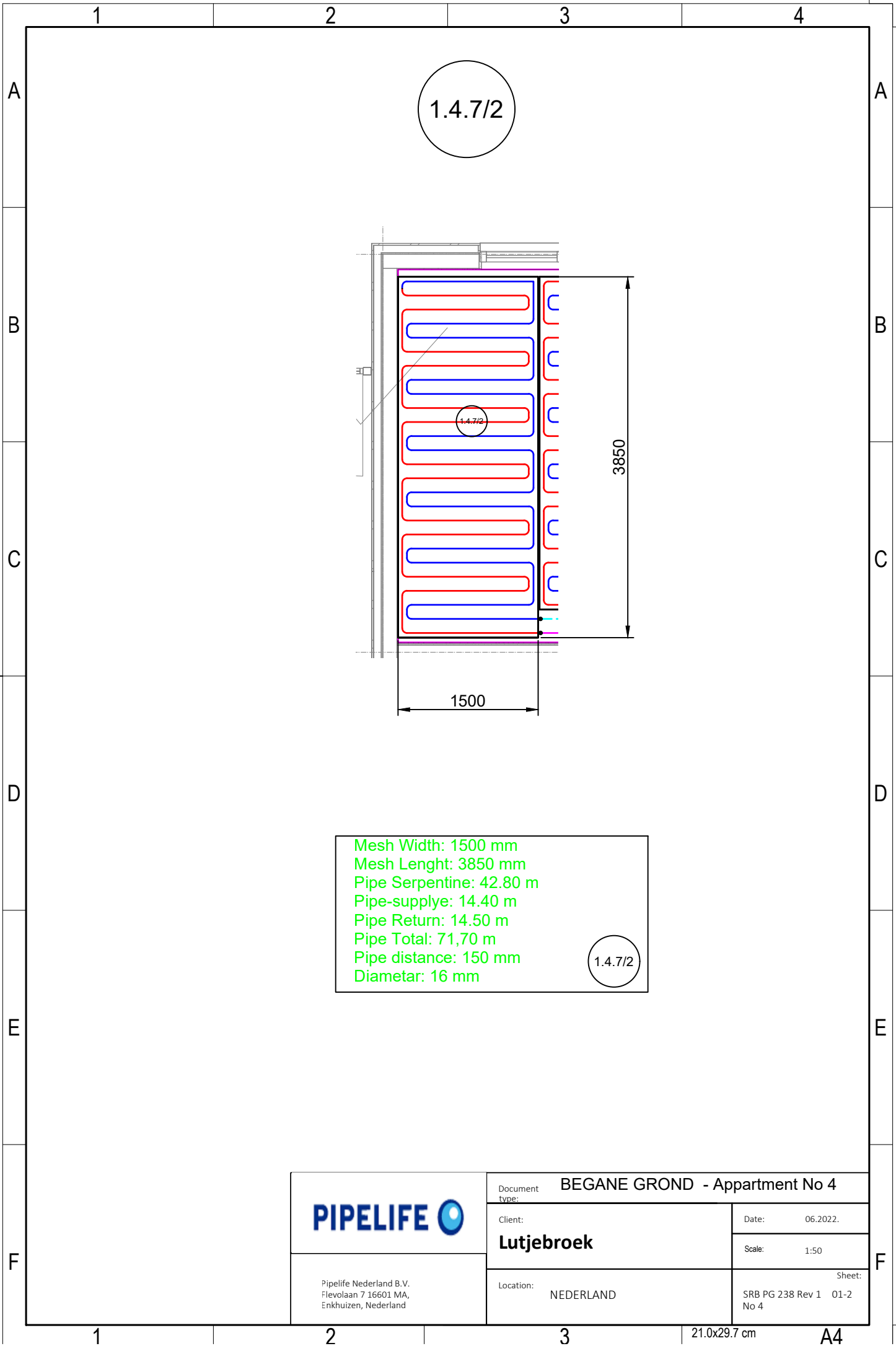
1.4.4/1



Mesh Width: 1100 mm
 Mesh Length: 3550 mm
 Pipe Serpentine: 39.40 m
 Pipe-supplye: 17,90 m
 Pipe Return: 12,60 m
 Pipe Total: 69,90 m
 Pipe distance: 150 mm
 Diametar: 16 mm


1.4.4/1


	Document type: BEGANE GROND - Appartment No 4	
	Client: Lutjebroek	Date: 06.2022.
Pipelife Nederland B.V. Flevolaan 7 16601 MA, Enkhuizen, Nederland	Location: NEDERLAND	Scale: 1:50
	Sheet: SRB PG 238 Rev 1 01-1 No 4	



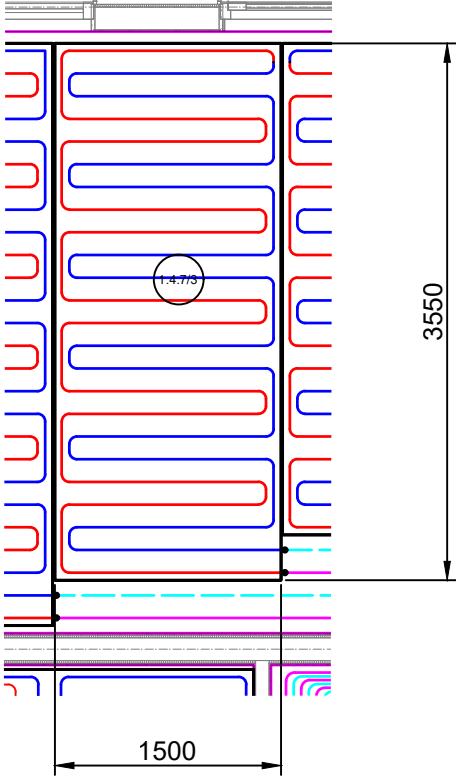
Mesh Width: 1500 mm
 Mesh Length: 3850 mm
 Pipe Serpentine: 42.80 m
 Pipe-supplye: 14.40 m
 Pipe Return: 14.50 m
 Pipe Total: 71,70 m
 Pipe distance: 150 mm
 Diametar: 16 mm

1.4.7/2

	Document type: BEGANE GROND - Appartment No 4	
	Client: Lutjebroek	Date: 06.2022. Scale: 1:50
Pipelife Nederland B.V. Flevolaan 7 16601 MA, Enkhuizen, Nederland	Location: NEDERLAND	Sheet: SRB PG 238 Rev 1 01-2 No 4




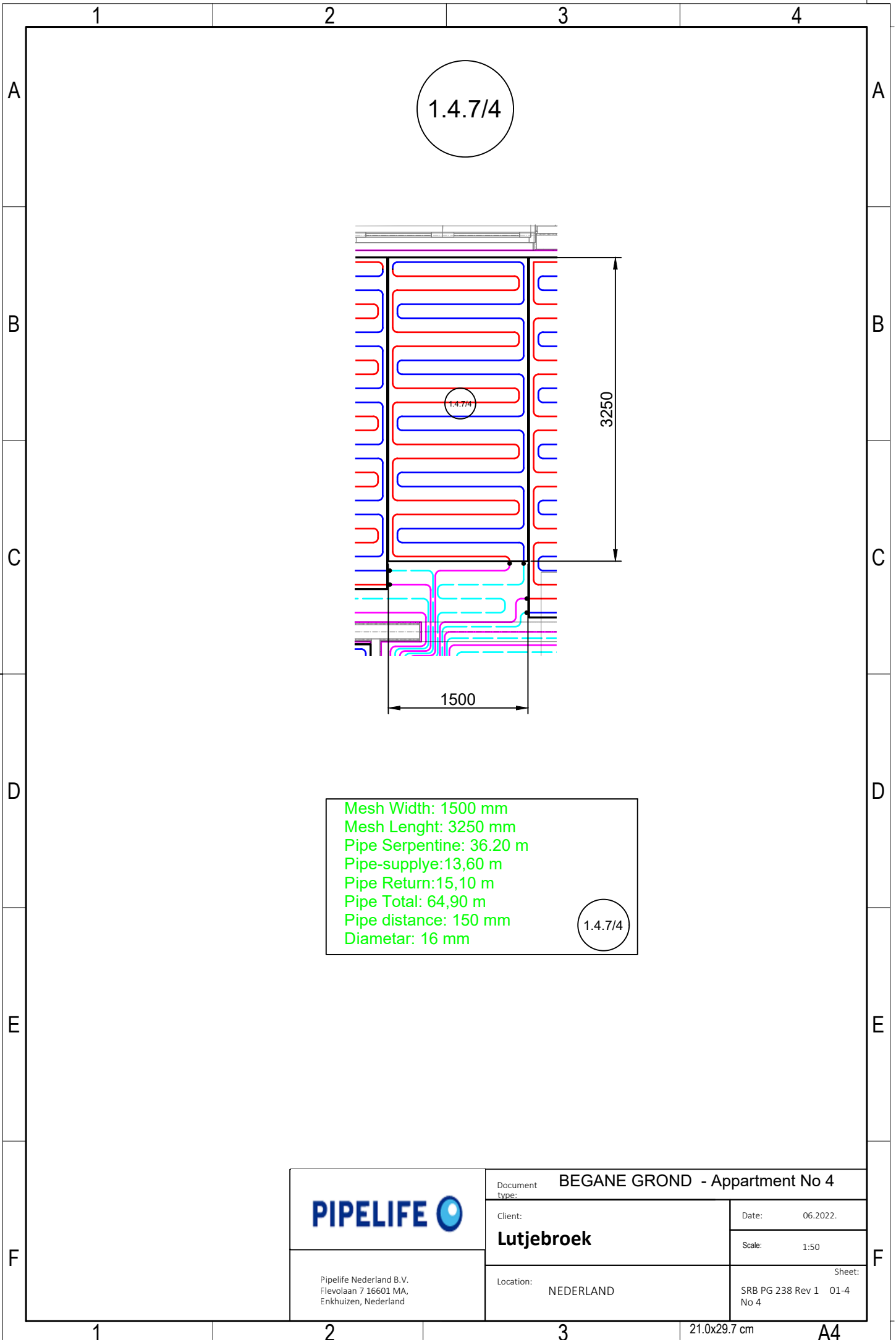
1.4.7/3



Mesh Width: 1500 mm
 Mesh Length: 3550 mm
 Pipe Serpentine: 39.40 m
 Pipe-supply: 13,20 m
 Pipe Return: 13,30 m
 Pipe Total: 65,90 m
 Pipe distance: 150 mm
 Diametar: 16 mm


1.4.7/3

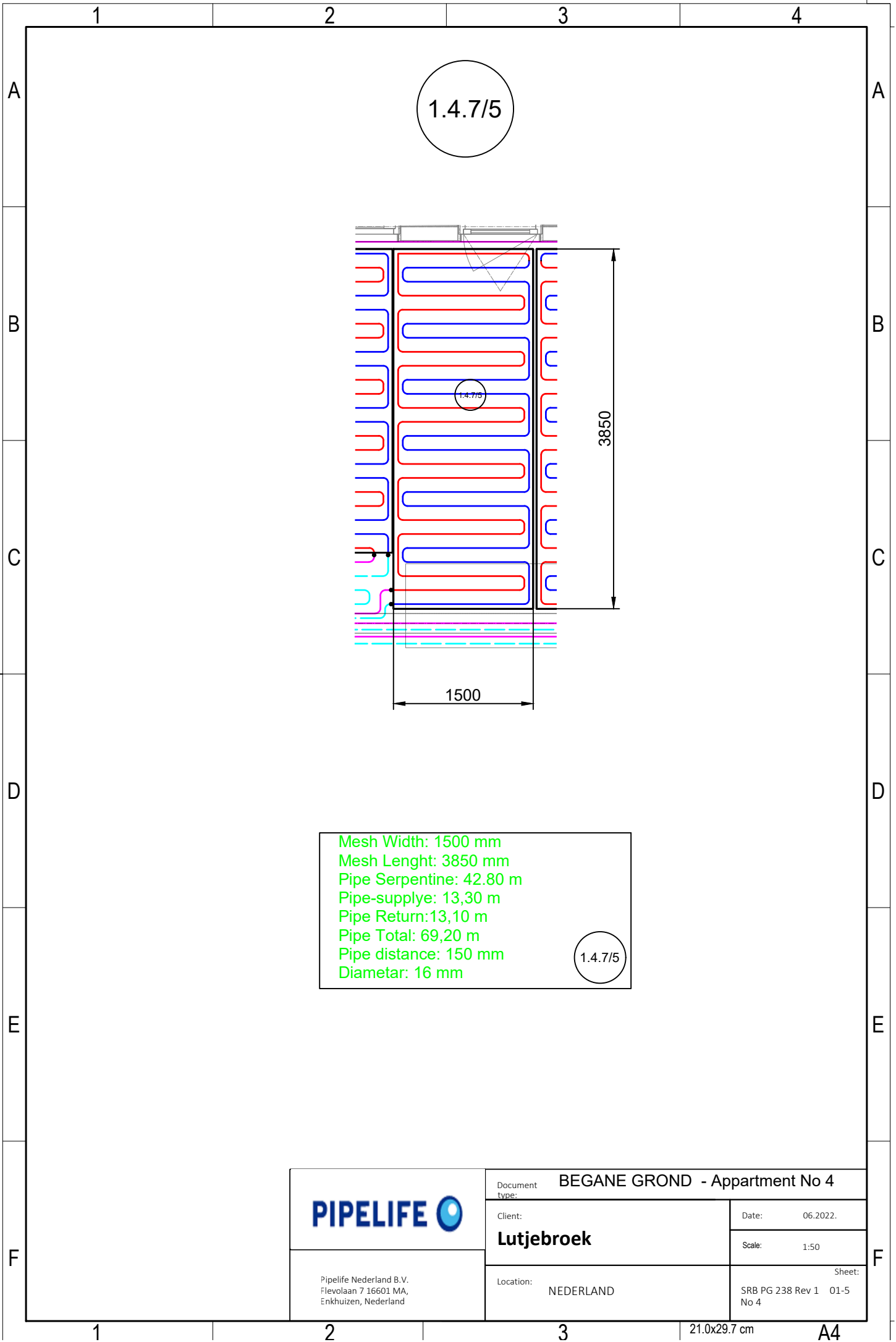
	Document type: BEGANE GROND - Appartment No 4	
	Client: Lutjebroek	Date: 06.2022.
Pipelife Nederland B.V. Flevolaan 7 16601 MA, Enkhuizen, Nederland	Location: NEDERLAND	Scale: 1:50
	Sheet: SRB PG 238 Rev 1 01-4 No 4	



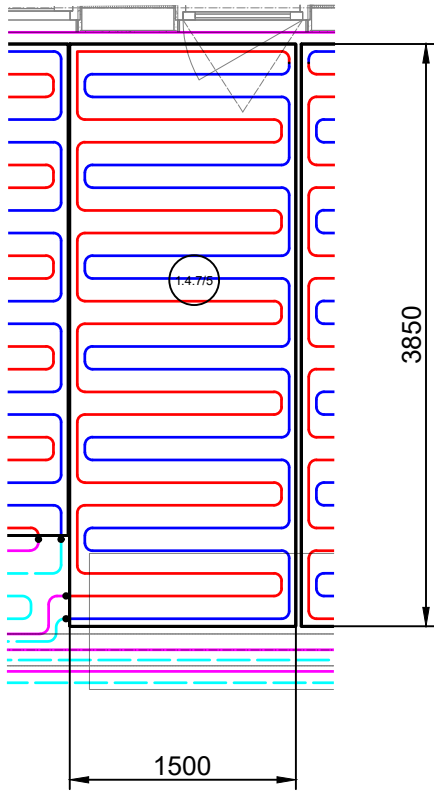
Mesh Width: 1500 mm
 Mesh Length: 3250 mm
 Pipe Serpentine: 36.20 m
 Pipe-supplye: 13,60 m
 Pipe Return: 15,10 m
 Pipe Total: 64,90 m
 Pipe distance: 150 mm
 Diametar: 16 mm

1.4.7/4

	Document type: BEGANE GROND - Appartment No 4	
	Client: Lutjebroek	Date: 06.2022. Scale: 1:50
Pipelife Nederland B.V. Flevolaan 7 16601 MA, Enkhuisen, Nederland	Location: NEDERLAND	Sheet: SRB PG 238 Rev 1 01-4 No 4




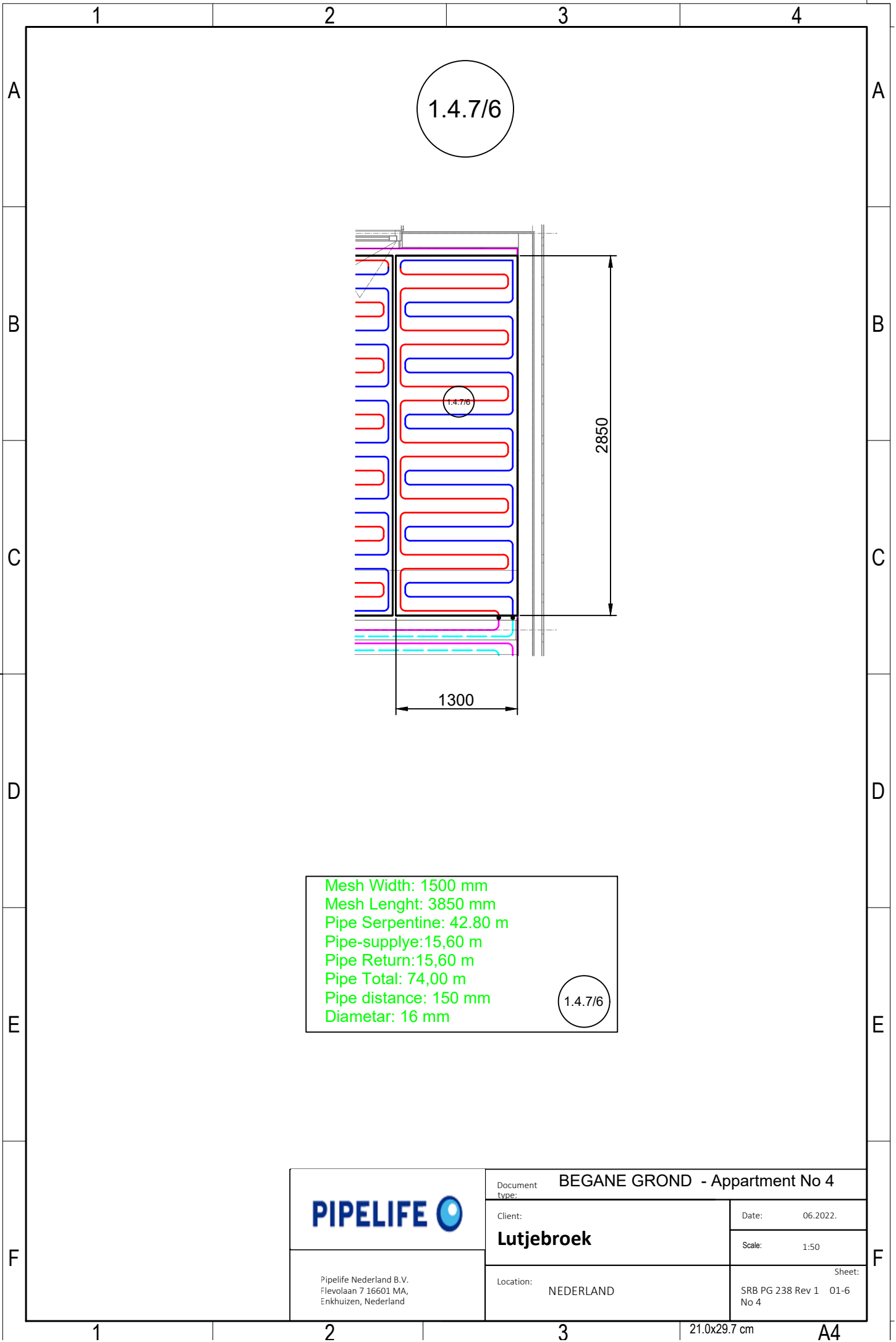
1.4.7/5



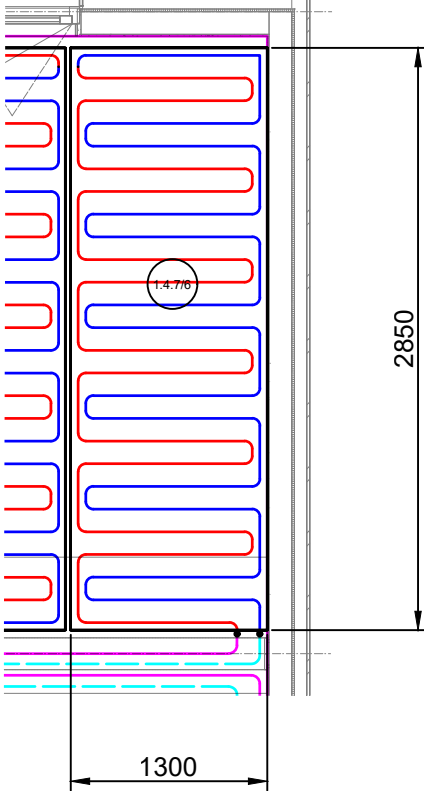
Mesh Width: 1500 mm
 Mesh Length: 3850 mm
 Pipe Serpentine: 42.80 m
 Pipe-supplye: 13,30 m
 Pipe Return: 13,10 m
 Pipe Total: 69,20 m
 Pipe distance: 150 mm
 Diametar: 16 mm

1.4.7/5

	Document type: BEGANE GROND - Appartment No 4	
	Client: Lutjebroek	Date: 06.2022.
Pipelife Nederland B.V. Flevolaan 7 16601 MA, Enkhuiizen, Nederland	Location: NEDERLAND	Scale: 1:50
		Sheet: SRB PG 238 Rev 1 01-5 No 4




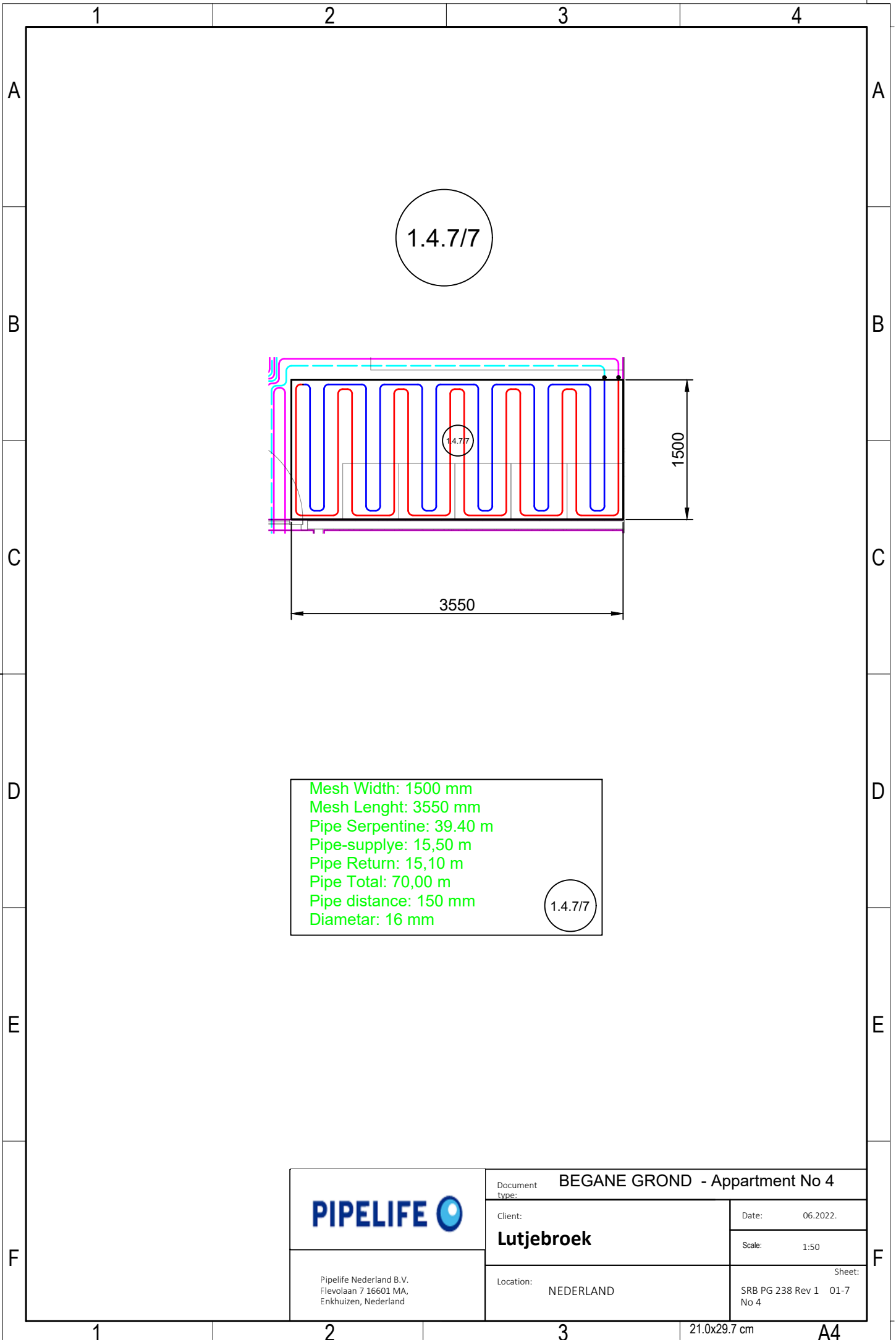
1.4.7/6



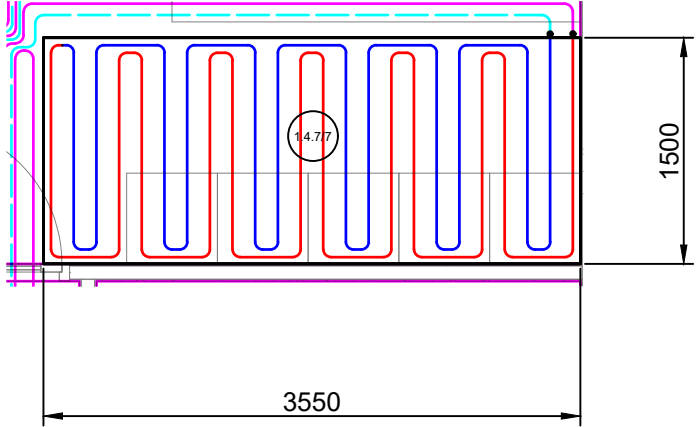
Mesh Width: 1500 mm
 Mesh Length: 3850 mm
 Pipe Serpentine: 42.80 m
 Pipe-supplye: 15,60 m
 Pipe Return: 15,60 m
 Pipe Total: 74,00 m
 Pipe distance: 150 mm
 Diametar: 16 mm

1.4.7/6

	Document type: BEGANE GROND - Appartment No 4	
	Client: Lutjebroek	Date: 06.2022.
Pipelife Nederland B.V. Flevolaan 7 16601 MA, Enkhuizen, Nederland	Location: NEDERLAND	Scale: 1:50
		Sheet: SRB PG 238 Rev 1 01-6 No 4




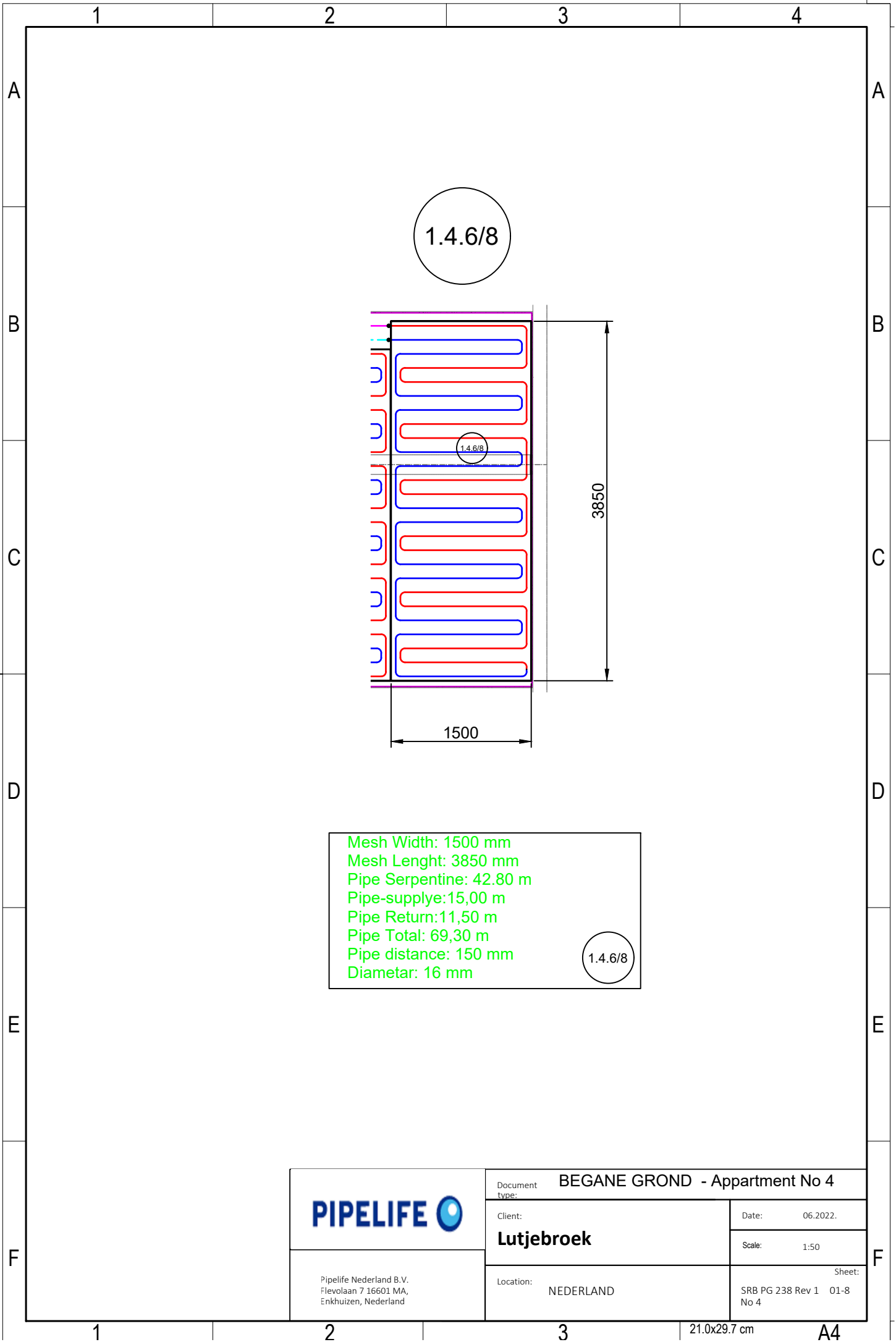
1.4.7/7



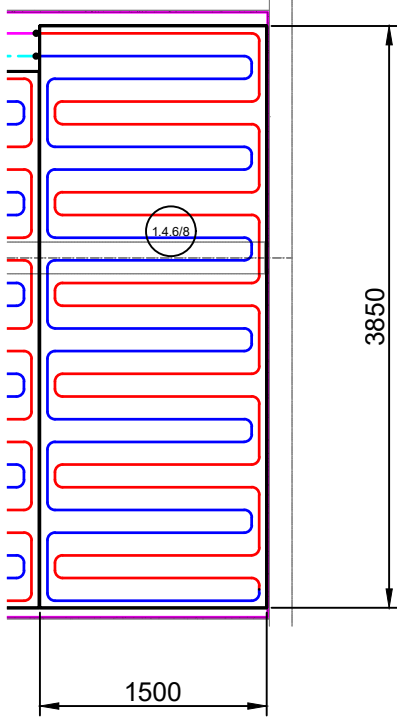
Mesh Width: 1500 mm
 Mesh Length: 3550 mm
 Pipe Serpentine: 39.40 m
 Pipe-supplye: 15,50 m
 Pipe Return: 15,10 m
 Pipe Total: 70,00 m
 Pipe distance: 150 mm
 Diametar: 16 mm

1.4.7/7

	Document type: BEGANE GROND - Appartment No 4	
	Client: Lutjebroek	Date: 06.2022.
Pipelife Nederland B.V. Flevolaan 7 16601 MA, Enkhuizen, Nederland	Location: NEDERLAND	Scale: 1:50
	Sheet: SRB PG 238 Rev 1 01-7 No 4	




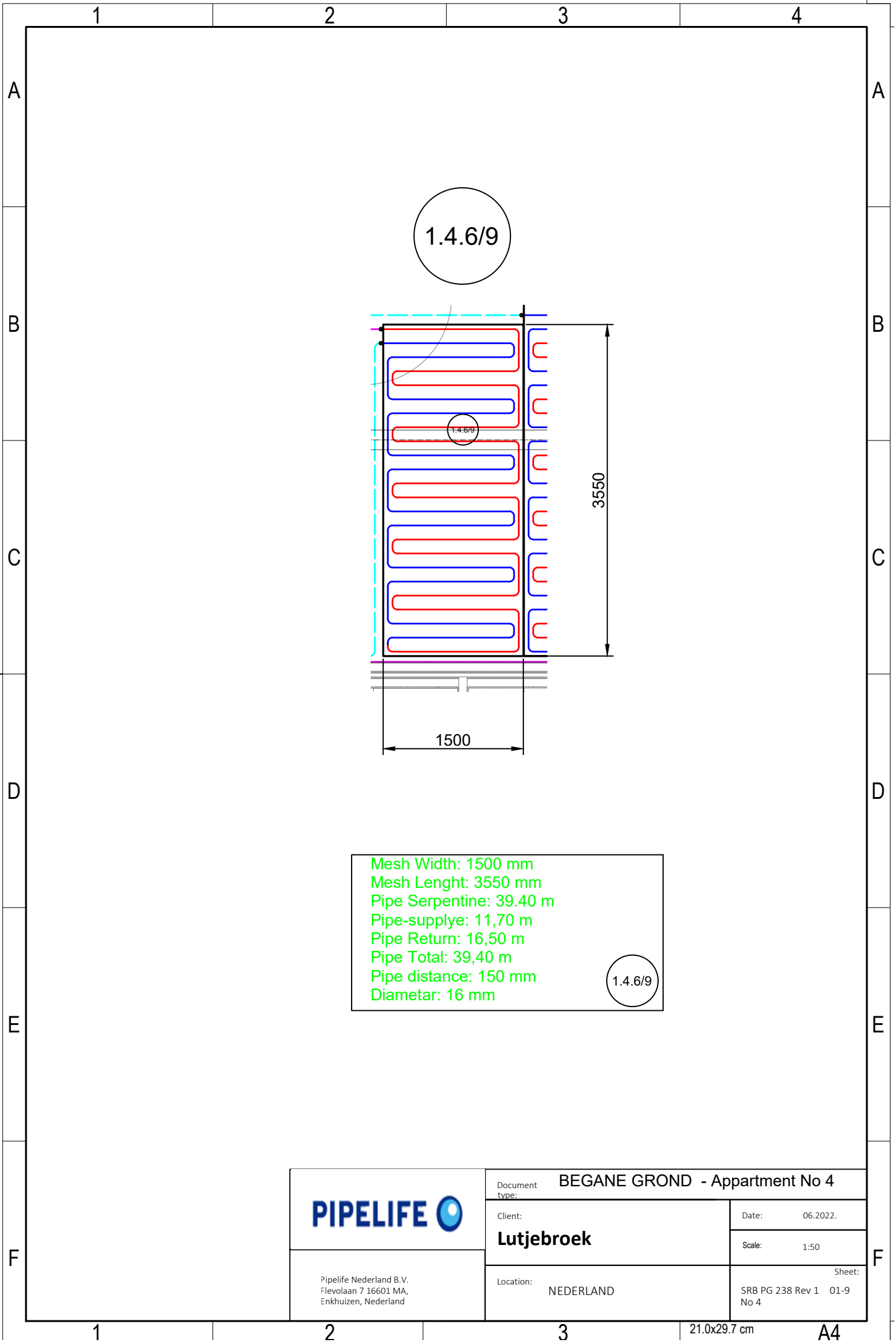
1.4.6/8




Mesh Width: 1500 mm
 Mesh Length: 3850 mm
 Pipe Serpentine: 42.80 m
 Pipe-supply: 15,00 m
 Pipe Return: 11,50 m
 Pipe Total: 69,30 m
 Pipe distance: 150 mm
 Diametar: 16 mm

1.4.6/8

	Document type: BEGANE GROND - Appartment No 4	
	Client: Lutjebroek	Date: 06.2022.
Pipelife Nederland B.V. Flevolaan 7 16601 MA, Enkhuizen, Nederland	Location: NEDERLAND	Scale: 1:50
		Sheet: SRB PG 238 Rev 1 01-8 No 4



	Document type: BEGANE GROND - Appartment No 4	
	Client: Lutjebroek	Date: 06.2022.
Pipelife Nederland B.V. Flevolaan 7 16601 MA, Enkhuizen, Nederland	Location: NEDERLAND	Scale: 1:50
		Sheet: SRB PG 238 Rev 1 01-9 No 4

1

2

3

4

A

A

B

B

C

C

D

D

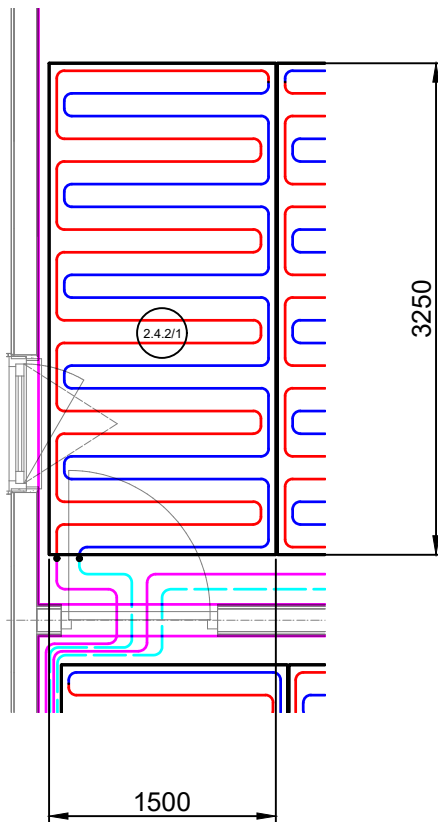
E

E

F


F

2.4.2/1



Mesh Width: 1500 mm
 Mesh Length: 3250 mm
 Pipe Serpentine: 36.20 m
 Pipe-supplye: 19,00 m
 Pipe Return: 20,00 m
 Pipe Total: 75,20 m
 Pipe distance: 150 mm
 Diametar: 16 mm

2.4.2/1

	Document type: VERDIEPING - Apartment No 4	
	Client: Lutjebroek	Date: 06.2022.
	Location: NEDERLAND	Scale: 1:50
Pipelife Nederland B.V. Flevolaan 7 16601 MA, Enkhuizen, Nederland	Sheet: SRB PG 238 Rev 1 02-1 No 4	

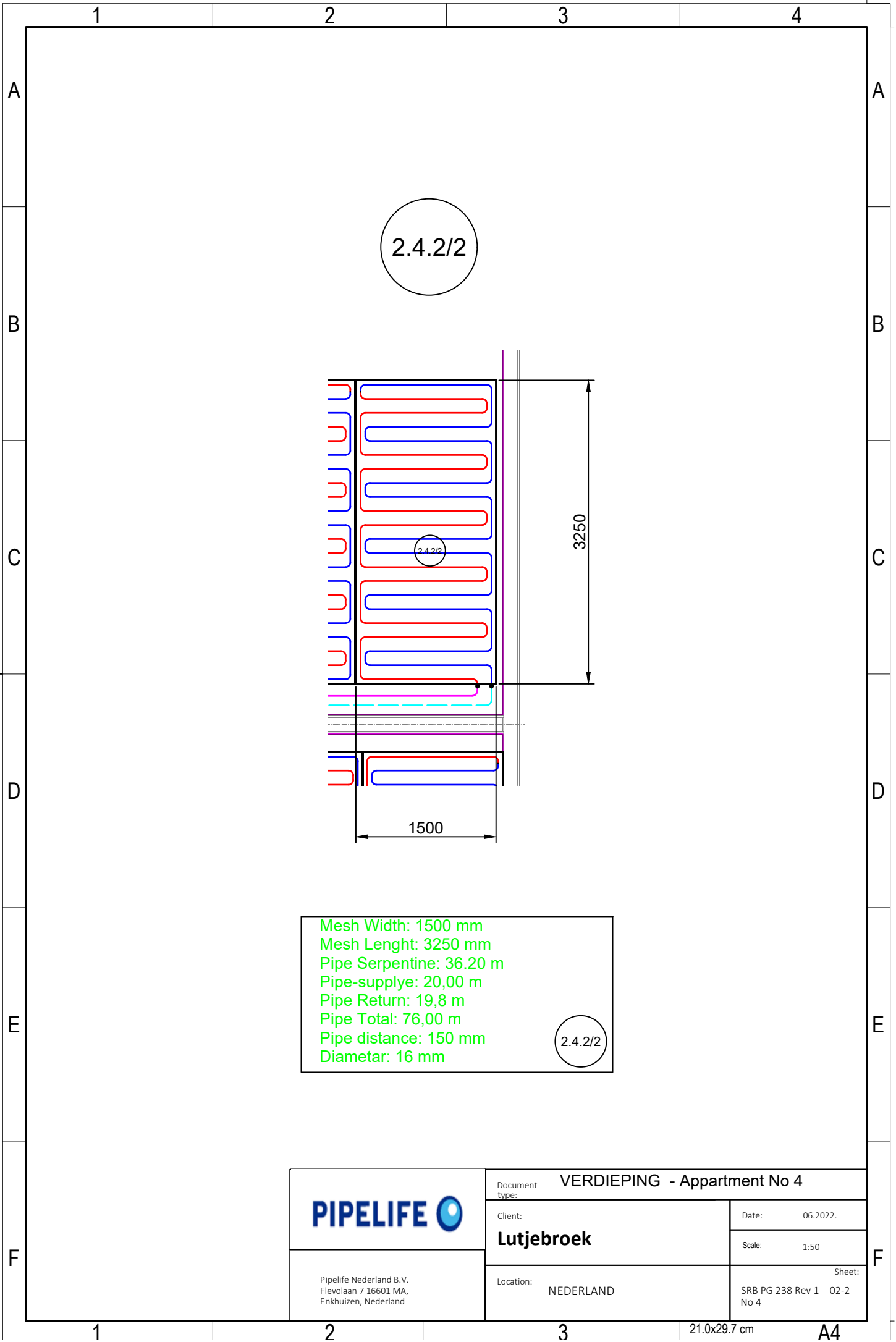
1

2

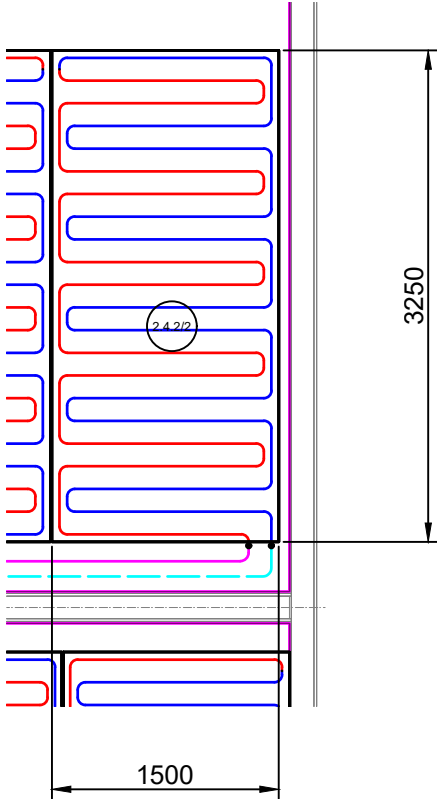
3

21.0x29.7 cm

A4




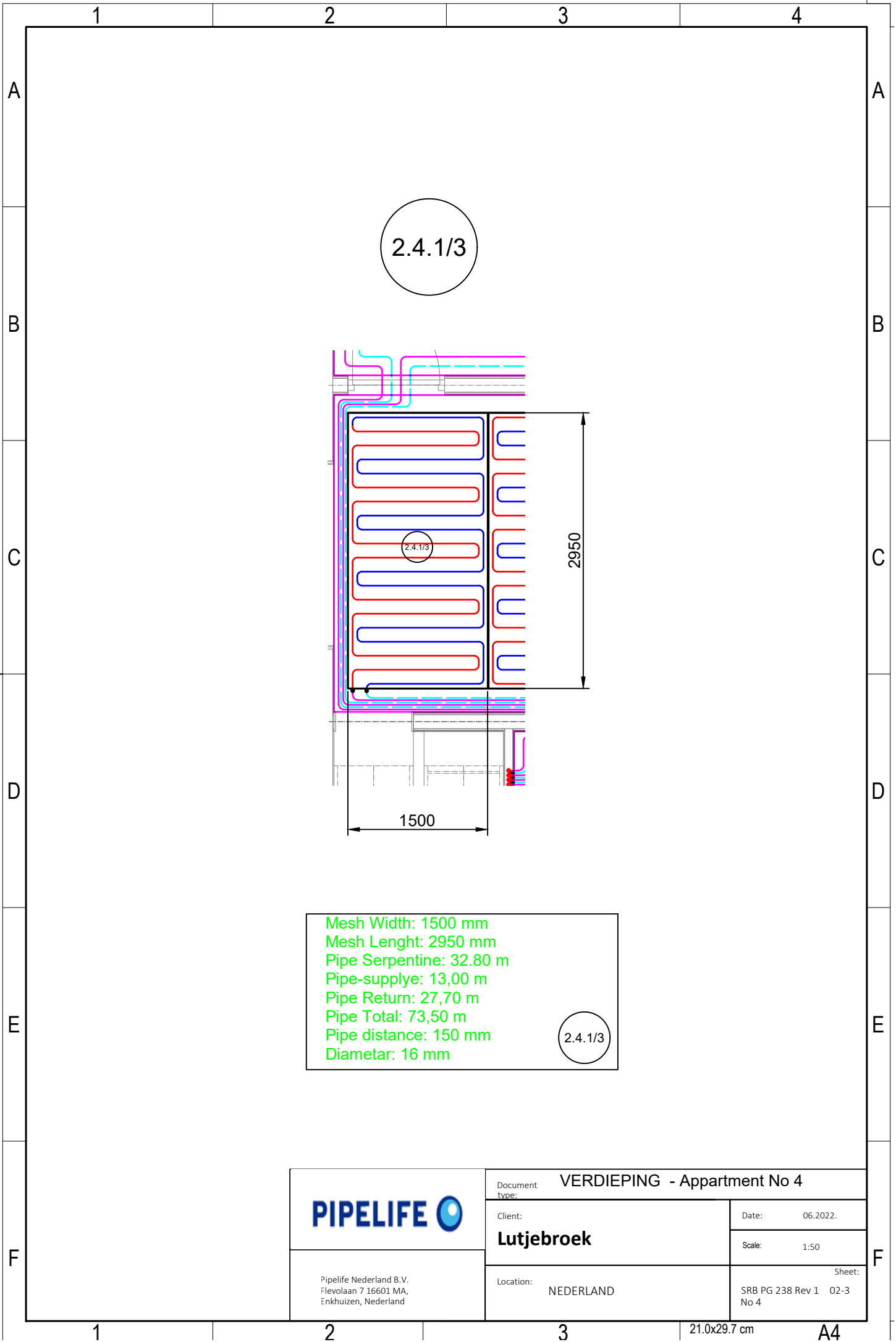
2.4.2/2



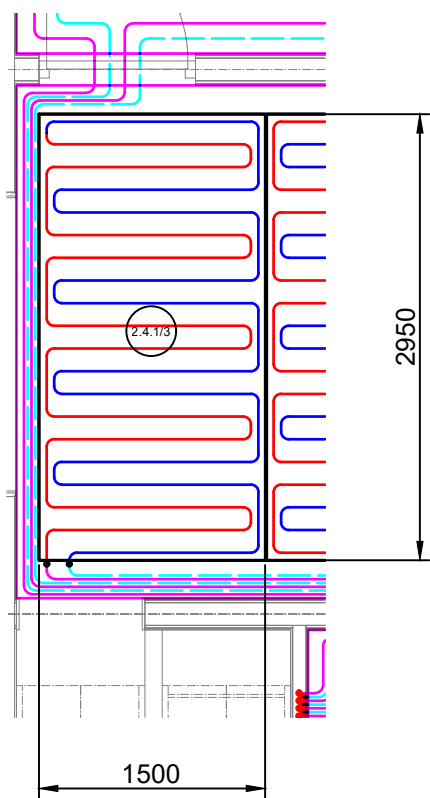
Mesh Width: 1500 mm
 Mesh Length: 3250 mm
 Pipe Serpentine: 36.20 m
 Pipe-supplye: 20,00 m
 Pipe Return: 19,8 m
 Pipe Total: 76,00 m
 Pipe distance: 150 mm
 Diametar: 16 mm

2.4.2/2

	Document type: VERDIEPING - Apartment No 4	
	Client: Lutjebroek	Date: 06.2022.
Pipelife Nederland B.V. Flevolaan 7 16601 MA, Enkhuizen, Nederland	Location: NEDERLAND	Scale: 1:50
		Sheet: SRB PG 238 Rev 1 02-2 No 4



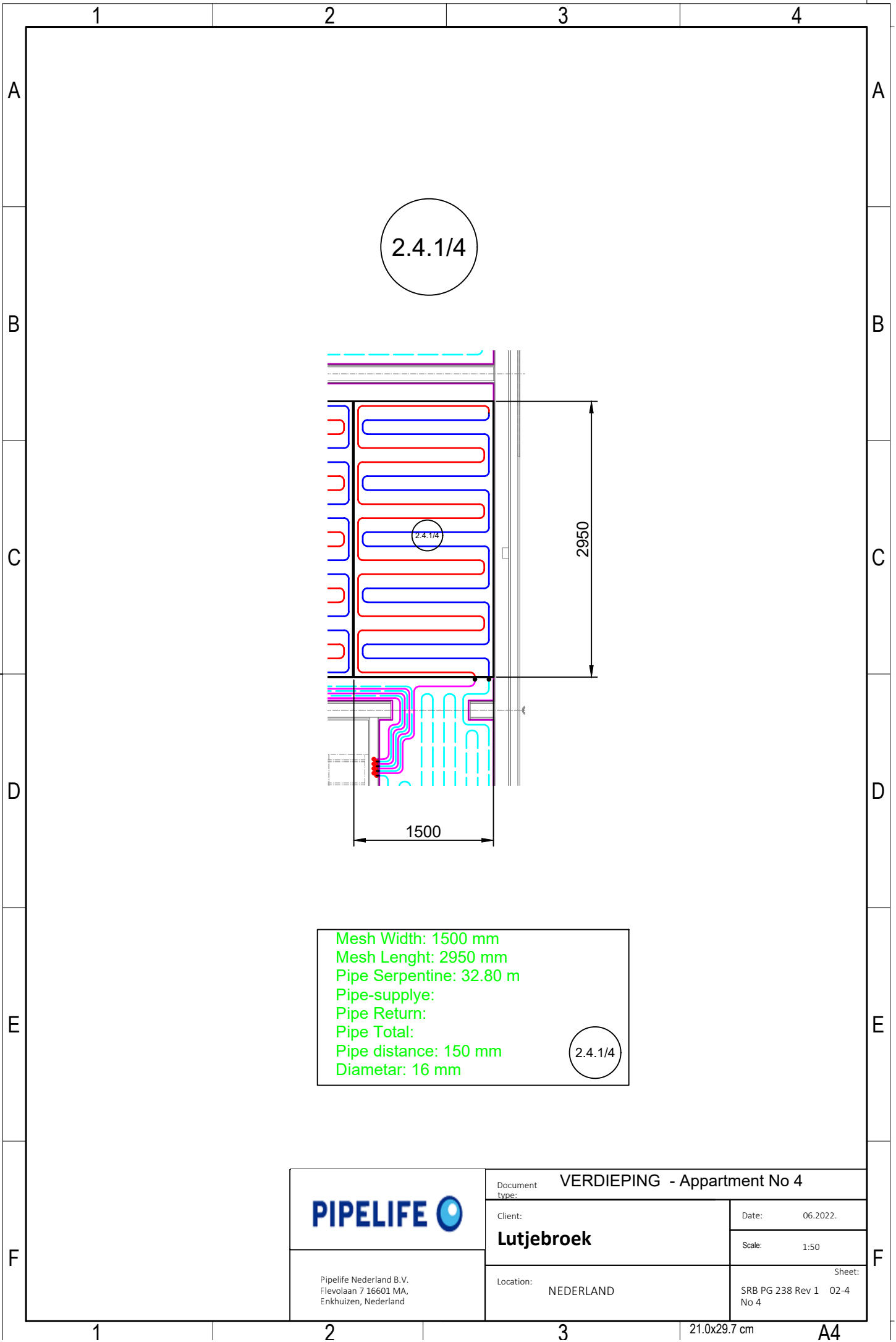
2.4.1/3



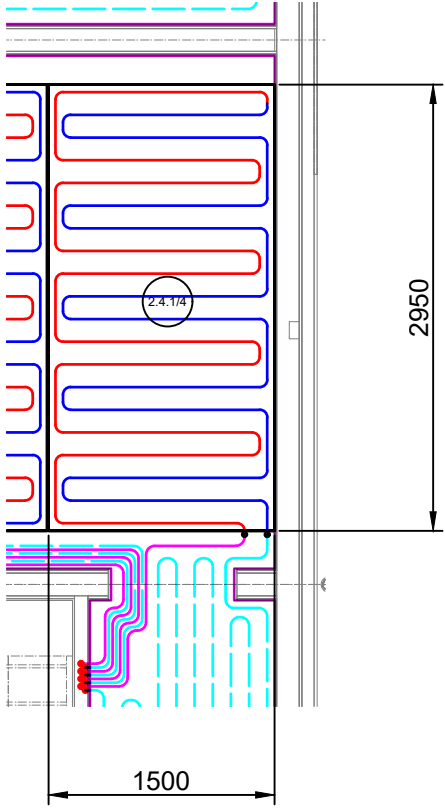
Mesh Width: 1500 mm
 Mesh Length: 2950 mm
 Pipe Serpentine: 32.80 m
 Pipe-supply: 13,00 m
 Pipe Return: 27,70 m
 Pipe Total: 73,50 m
 Pipe distance: 150 mm
 Diametar: 16 mm

2.4.1/3

	Document type: VERDIEPING - Apartment No 4	
	Client: Lutjebroek	Date: 06.2022.
Pipelife Nederland B.V. Flevolaan 7 16601 MA, Enkhuizen, Nederland	Location: NEDERLAND	Scale: 1:50
		Sheet: SRB PG 238 Rev 1 02-3 No 4




2.4.1/4



Mesh Width: 1500 mm
 Mesh Length: 2950 mm
 Pipe Serpentine: 32.80 m
 Pipe-supplye:
 Pipe Return:
 Pipe Total:
 Pipe distance: 150 mm
 Diametar: 16 mm

2.4.1/4

	Document type: VERDIEPING - Apartment No 4	
	Client: Lutjebroek	Date: 06.2022.
Pipelife Nederland B.V. Flevolaan 7 16601 MA, Enkhuisen, Nederland	Location: NEDERLAND	Scale: 1:50
		Sheet: SRB PG 238 Rev 1 02-4 No 4