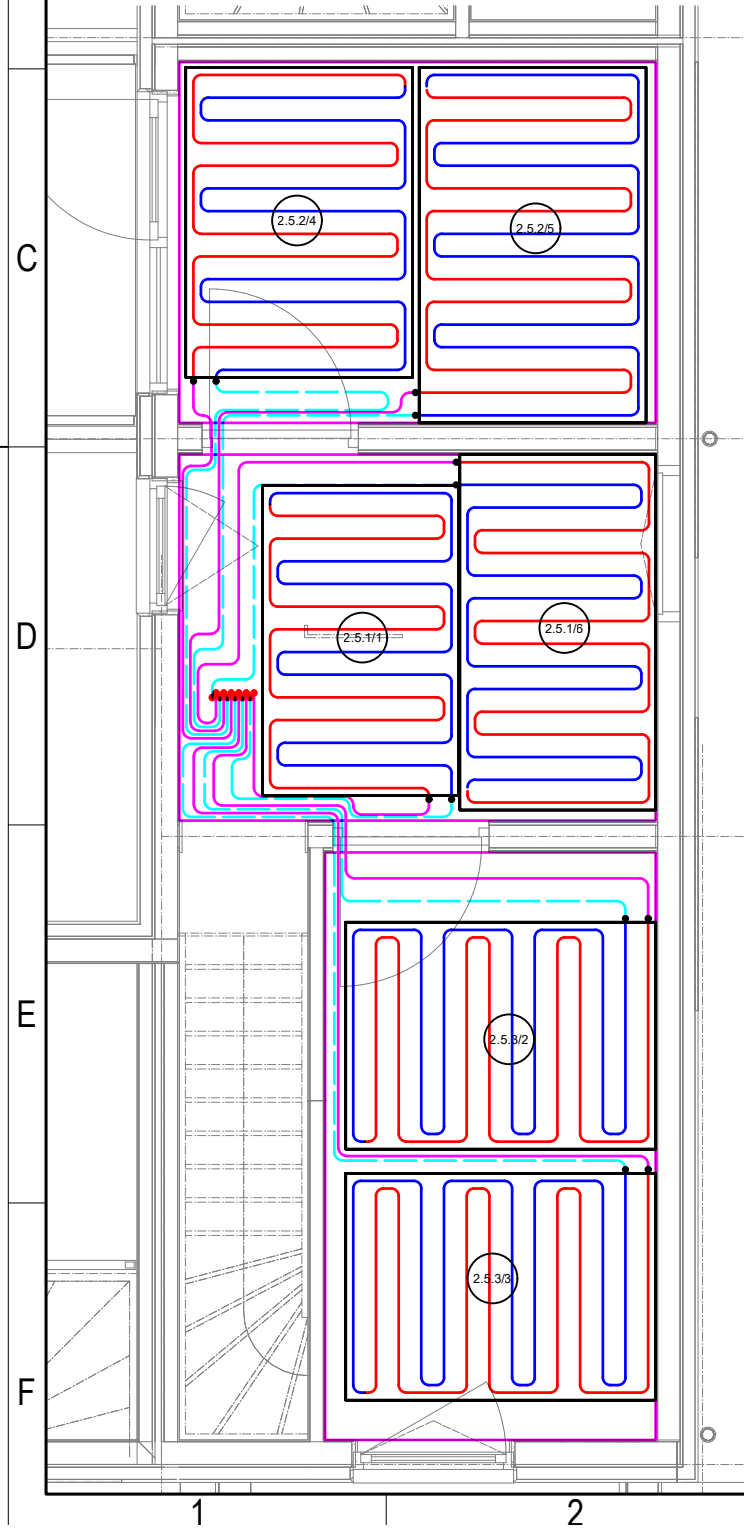


Room ID	Room Name	Heating power [W]	Area [m²]	Mesh Width [mm]	Mesh Length [mm]	Pipe Serpentine [m]	Pipe-supply [m]	Pipe Return [m]	Pipe Total [m]	Pipe distance [mm]	Diameter [mm]	Placing mode	Length [m]	Circle
1.5.1	Gang	314W	6.7m											
1.5.2	Techniek kamer	315W	6.1m											
1.5.3	Kaait	23W	0.2m											
1.5.4	Badkamer	216W	4.6m	1500	2050	30.0	21.70	13.50	65.40	100	16	Double Serpentine	30	1.5.4/1
1.5.5	Toilet	56W	0.9m											
1.5.6	Kaait	35W	0.6m											
1.5.7	Slaapkamer	285W	12.7m	1500	3250	36.20	15.10	12.80	67.90	150	16	Double Serpentine	33	1.5.7/2
1.5.8	Woonruimt	285W	35.3m	1500	3250	36.20	15.10	12.80	66.30	150	16	Double Serpentine	33	1.5.8/4
1.5.7/1	Slaapkamer	308W	5.3m	1500	3550	39.40	14.20	14.60	68.20	150	16	Double Serpentine	35	1.5.7/1
1.5.8/1	Woonruimt	287W	4.9m	1500	3850	42.80	12.80	12.70	68.30	150	16	Double Serpentine	31	1.5.8/1
1.5.8/2	Woonruimt	337W	5.8m	1500	3850	42.80	12.80	12.70	68.30	150	16	Double Serpentine	39	1.5.8/2
1.5.8/3	Woonruimt	267W	4.6m	1500	2950	32.80	16.50	17.60	67.10	150	16	Double Serpentine	31	1.5.8/3

Floorheating Manifold	ID	Circle	Floor	Room number	Room name	Diameter [mm]	Length [m]	Pipe length [m]	Valve position	Resistance	Flow [l/s]	Heating power [W]	Floorheating area [W]	Pipe distance [mm]	Floorheating supply temp. [°C]	Floorheating return temp. [°C]
FT-V8A	9A964B		1	Begane grond	1.5.4. Badkamer	16	57.6	21.4	0.51	1816.913 Pa	0.151	6249.8	216	100	45	35
			2	Begane grond	1.5.7. Slaapkamer	16	68.7	36.1	0.71	1816.913 Pa	0.0193	785.85	285	150	45	35
			3	Begane grond	1.5.7. Slaapkamer	16	68.9	39.3	0.44	1816.913 Pa	0.0187	772.31	308	150	45	35
			4	Begane grond	1.5.8. Woonruimt	16	67.2	36.1	0.38	1816.913 Pa	0.0185	767.28	285	150	45	35
			5	Begane grond	1.5.8. Woonruimt	16	67.4	36.1	0.37	1816.913 Pa	0.0185	765.07	285	150	45	35
			6	Begane grond	1.5.8. Woonruimt	16	70.3	36.1	0.71	1816.913 Pa	0.0192	795.99	262	150	45	35
			7	Begane grond	1.5.8. Woonruimt	16	69.2	42.7	0.41	1816.913 Pa	0.0182	752.8	337	150	45	35
			8	Begane grond	1.5.8. Woonruimt	16	68.1	32.8	2.5	1816.913 Pa	0.0196	810.71	267	150	45	35


Document Type: BEGANE GROND - Apartment No 5
Client: Lutjebroek
Date: 06.2022
Scale: 1:50
Location: NEDERLAND
Sheet: SRB PG 238 Rev 1 01 No 5
 59,4x42,0 cm A2

	1	2	3	4	5	6	7	8										
A	Floorheating Manifold	ID	Circle	Floor	Room number	Room name	Diameter [mm]	Length [m]	Pipe length [m]	Valve position	Resistance	Flow [l/s]	Heating power [W]	Floorheating area [W]	Pipe distance [mm]	Floorheating supply temp. [°C]	Floorheating return temp. [°C]	A
	FT-V6A	99DFDE										0.1062	4394.71					
			1	Verdieping	2.5.1.	Entre	16	61.8	22	0.75	1573.148 Pa	0.0178	734.8	151	150	45	35	
			2	Verdieping	2.5.3.	Slaapkamer 2	16	61.4	22.8	0.43	1573.148 Pa	0.0176	728.8	173	150	45	35	
			3	Verdieping	2.5.3.	Slaapkamer 2	16	62.5	22.8	2.5	1573.148 Pa	0.0179	741.92	173	150	45	35	
			4	Verdieping	2.5.2.	Slaapkamer1	16	59.7	22.8	0.41	1573.148 Pa	0.0175	725.21	173	150	45	35	
			5	Verdieping	2.5.2.	Slaapkamer1	16	61.4	26.1	0.33	1573.148 Pa	0.0174	721.66	195	150	45	35	
B			6	Verdieping	2.5.1.	Entre	16	62.2	23	2.04	1573.148 Pa	0.0179	742.32	167	150	45	35	B

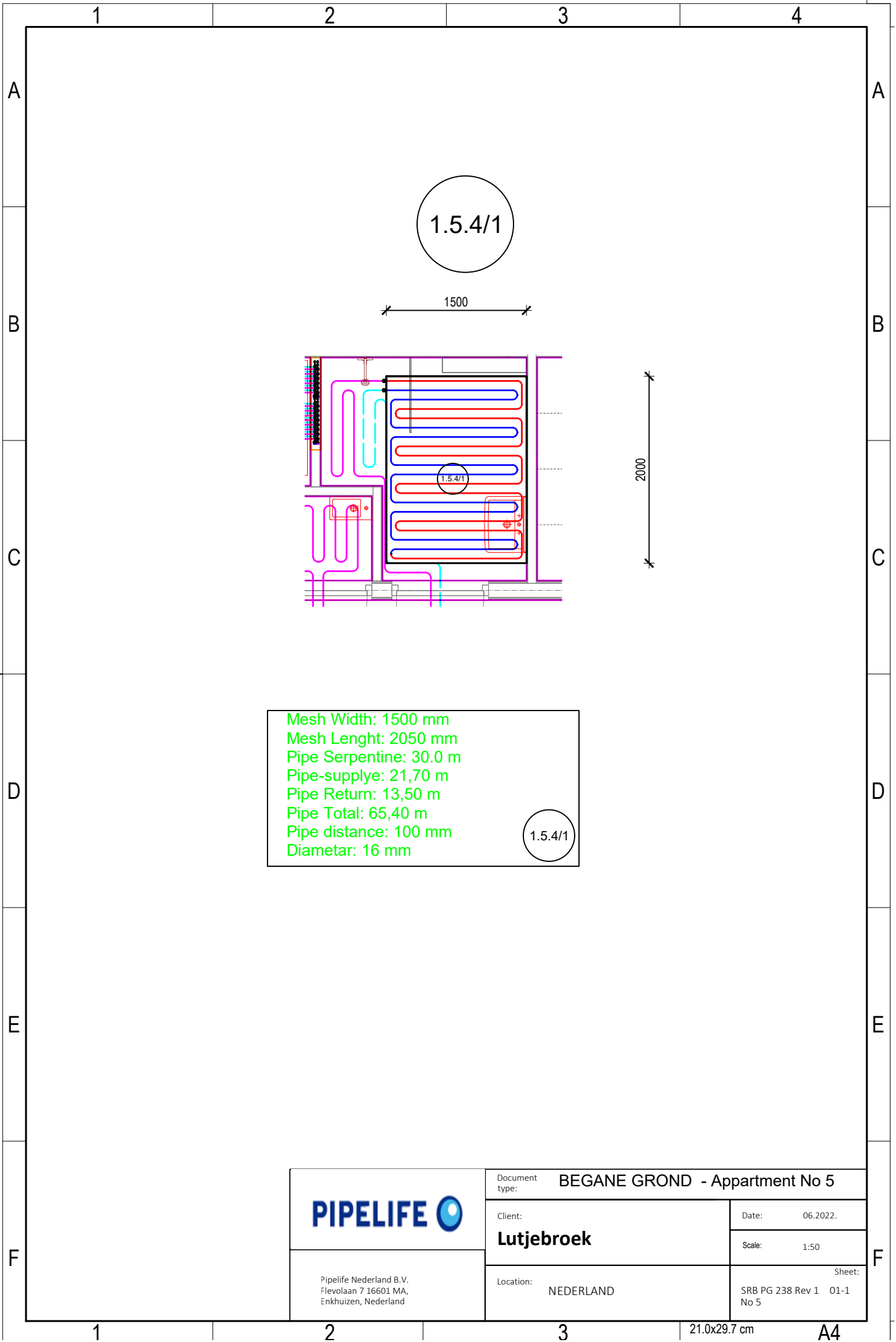


FT 2/6
ID 9F99DE

	2.5.1. Entre Heatloss: 497W Heat load 0W Temperature: 20°C Area: 7.6m ²	Heating power: 151W Area: 2.7m ² Pipe distance: 150mm Diameter: 16mm Placing mode: Double Serpentine Length: 18m	Mesh Width: 1300 mm Mesh Length: 2050 mm Pipe Serpentine: 20.00 m Pipe-supply: 23.70 m Pipe Return: 15.20 m Pipe Total: 58.90 m Pipe distance: 150 mm Diameter: 16 mm	Heating power: 167W Area: 3m ² Pipe distance: 150mm Diameter: 16mm Placing mode: Double Serpentine Length: 20m	Mesh Width: 1300 mm Mesh Length: 2350 mm Pipe Serpentine: 26.20 m Pipe-supply: 22.00 m Pipe Return: 16.30 m Pipe Total: 60.7 m Pipe distance: 150 mm Diameter: 16 mm
	2.5.2. Slaapkamer 1 Heatloss: 477W Heat load 0W Temperature: 20°C Area: 7.5m ²	Heating power: 173W Area: 3.1m ² Pipe distance: 150mm Diameter: 16mm Placing mode: Double Serpentine Length: 21m	Mesh Width: 1500 mm Mesh Length: 2050 mm Pipe Serpentine: 23.00 m Pipe-supply: 16.40 m Pipe Return: 19.70 m Pipe Total: 59.10 m Pipe distance: 150 mm Diameter: 16 mm	Heating power: 195W Area: 3.5m ² Pipe distance: 150mm Diameter: 16mm Placing mode: Double Serpentine Length: 23m	Mesh Width: 1500 mm Mesh Length: 2350 mm Pipe Serpentine: 26.20 m Pipe-supply: 17.40 m Pipe Return: 17.10 m Pipe Total: 60.70 m Pipe distance: 150 mm Diameter: 16 mm
	2.5.3. Slaapkamer 2 Heatloss: 608W Heat load 0W Temperature: 20°C Area: 8.5m ²	Heating power: 173W Area: 3.1m ² Pipe distance: 150mm Diameter: 16mm Placing mode: Double Serpentine Length: 21m	Mesh Width: 1500 mm Mesh Length: 2050 mm Pipe Serpentine: 23.00 m Pipe-supply: 19.40 m Pipe Return: 19.50 m Pipe Total: 61.90 m Pipe distance: 150 mm Diameter: 16 mm	Heating power: 173W Area: 3.1m ² Pipe distance: 150mm Diameter: 16mm Placing mode: Double Serpentine Length: 21m	Mesh Width: 1500 mm Mesh Length: 2050 mm Pipe Serpentine: 23.00 m Pipe-supply: 20.40 m Pipe Return: 17.40 m Pipe Total: 60.80 m Pipe distance: 150 mm Diameter: 16 mm

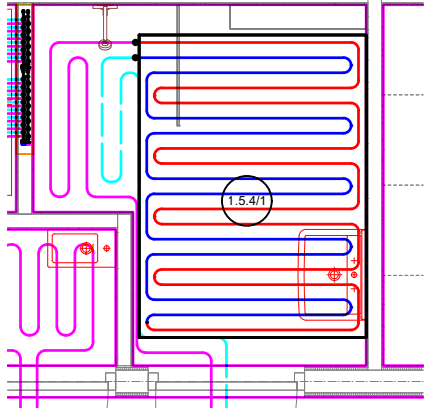
	Document type: VERDIEPING - Apartment No 5	Date: 06.2022.
	Client: Lutjebroek	Scale: 1:50
	Location: NEDERLAND	Sheet: SRB PG 238 Rev 1 02 No 5

Pipelife Nederland B.V.
Flevolaan 7 16601 MA,
Enkhuizen, Nederland



1.5.4/1


1500

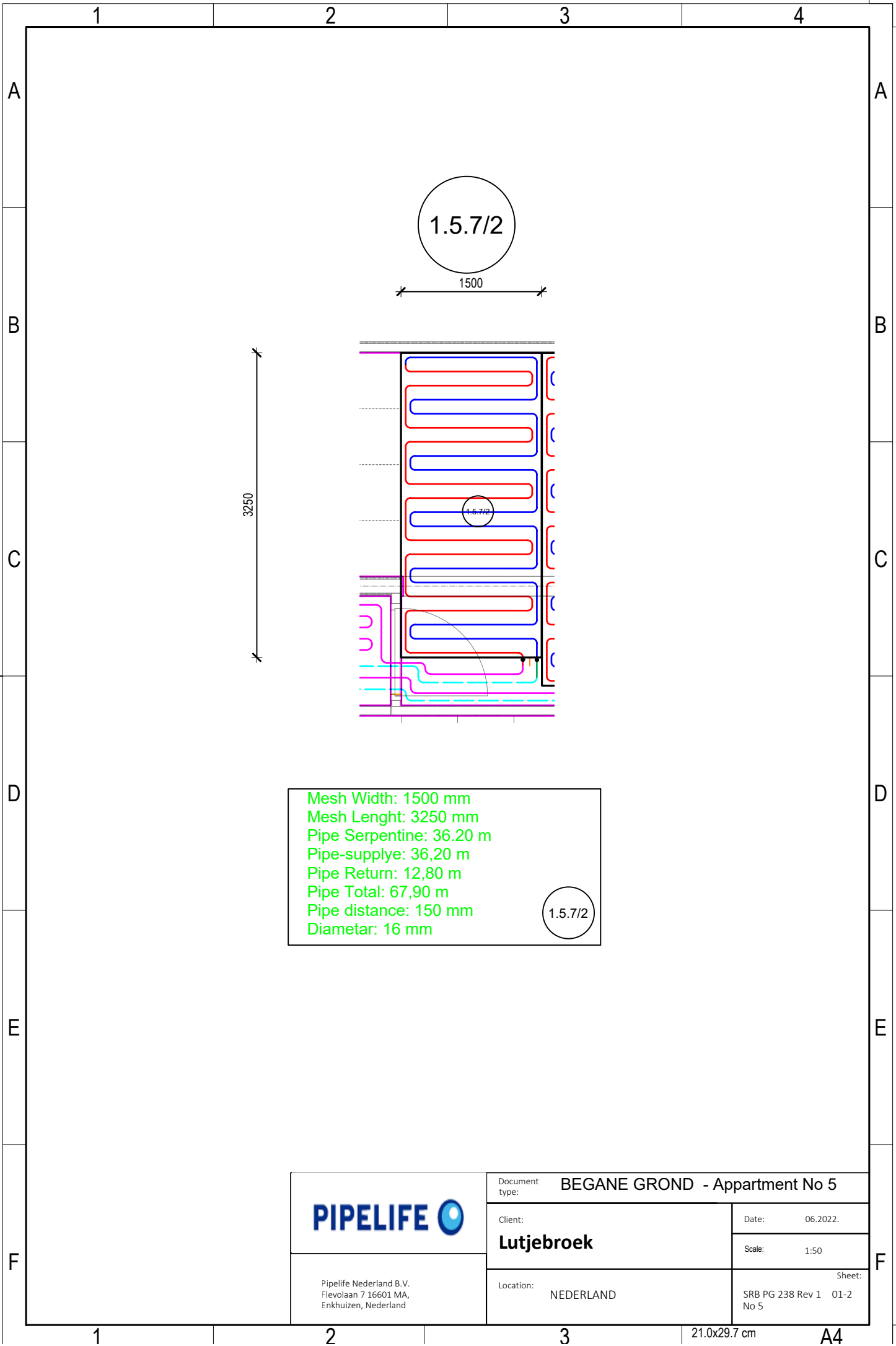


2000

Mesh Width: 1500 mm
 Mesh Length: 2050 mm
 Pipe Serpentine: 30.0 m
 Pipe-supply: 21,70 m
 Pipe Return: 13,50 m
 Pipe Total: 65,40 m
 Pipe distance: 100 mm
 Diametar: 16 mm


1.5.4/1

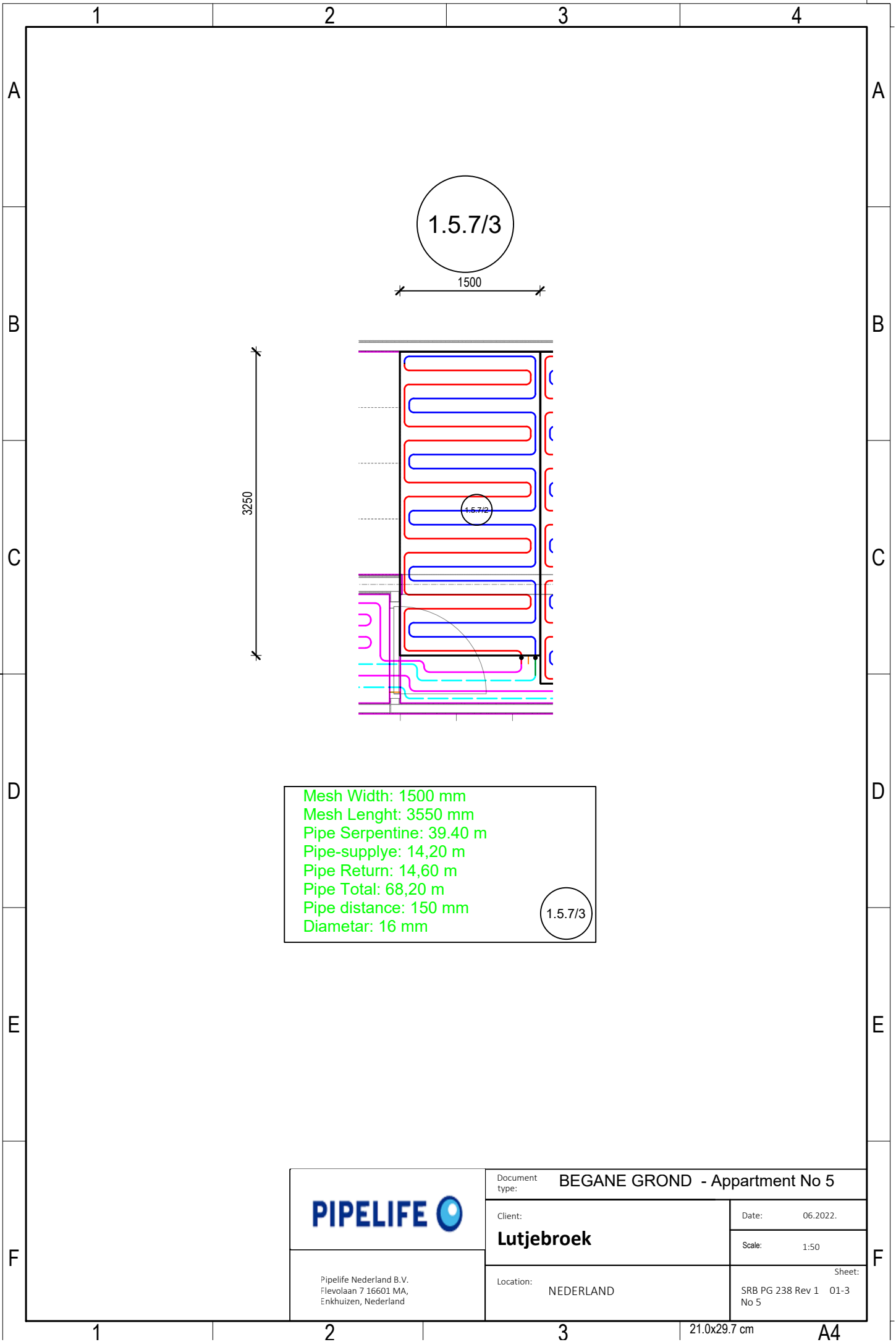
	Document type: BEGANE GROND - Appartment No 5	
	Client: Lutjebroek	Date: 06.2022. Scale: 1:50
Pipelife Nederland B.V. Flevolaan 7 16601 MA, Enkhuzen, Nederland	Location: NEDERLAND	Sheet: SRB PG 238 Rev 1 01-1 No 5




Mesh Width: 1500 mm
 Mesh Length: 3250 mm
 Pipe Serpentine: 36.20 m
 Pipe-supplye: 36,20 m
 Pipe Return: 12,80 m
 Pipe Total: 67,90 m
 Pipe distance: 150 mm
 Diametar: 16 mm



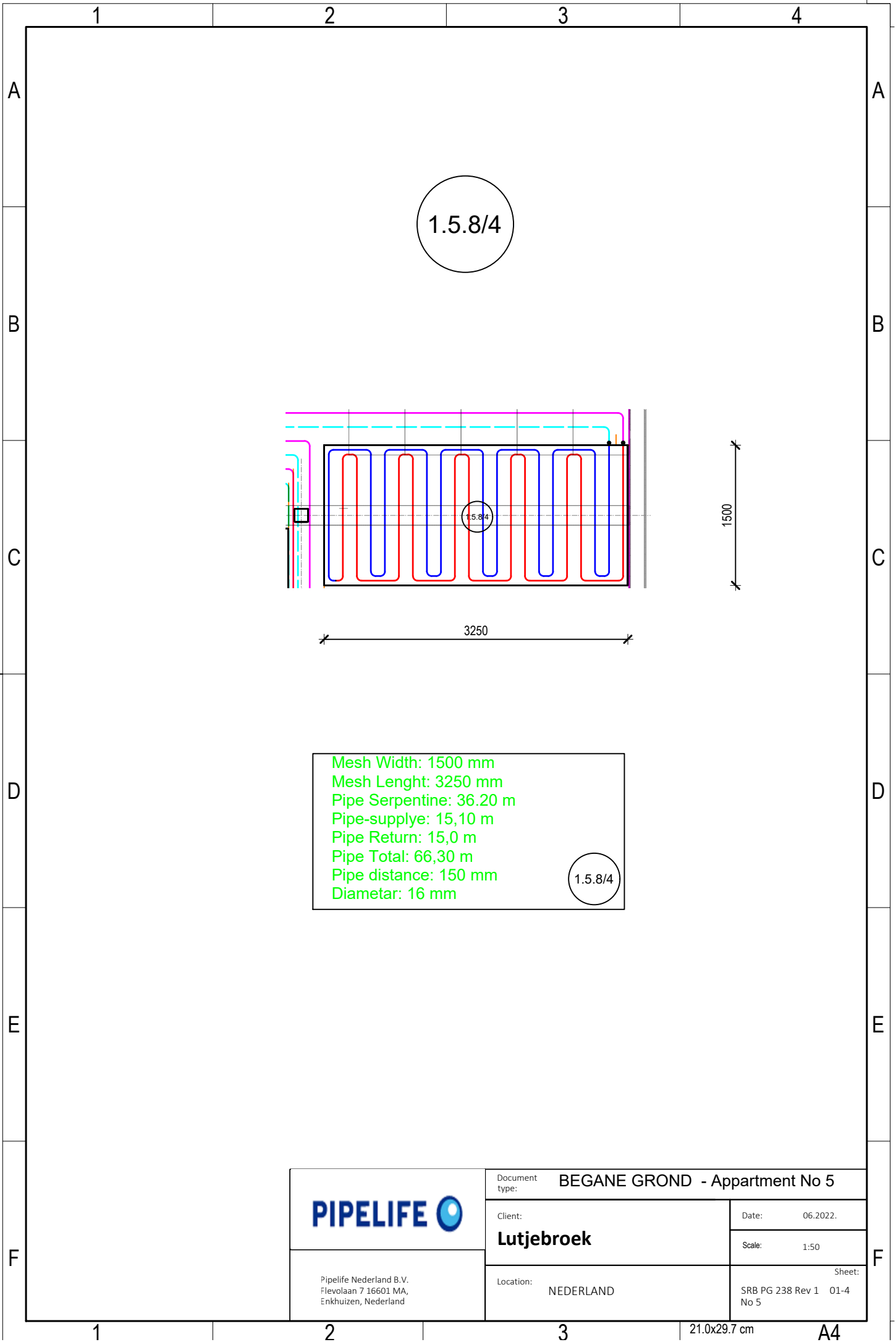
	Document type: BEGANE GROND - Appartment No 5	
	Client: Lutjebroek	Date: 06.2022. Scale: 1:50
Pipelife Nederland B.V. Flevolaan 7 16601 MA, Enkhuizen, Nederland	Location: NEDERLAND	Sheet: SRB PG 238 Rev 1 01-2 No 5



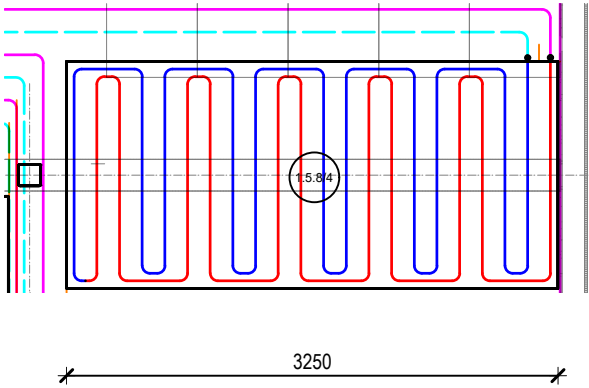
Mesh Width: 1500 mm	
Mesh Length: 3550 mm	
Pipe Serpentine: 39.40 m	
Pipe-supply: 14.20 m	
Pipe Return: 14.60 m	
Pipe Total: 68.20 m	
Pipe distance: 150 mm	
Diameter: 16 mm	

	Document type: BEGANE GROND - Appartment No 5	
	Client:	Date: 06.2022.
	Lutjebroek	Scale: 1:50
	Location: NEDERLAND	Sheet: SRB PG 238 Rev 1 01-3 No 5

Pipelife Nederland B.V.
 Flevolaan 7 16601 MA,
 Enkhuizen, Nederland



1.5.8/4




3250

1500

Mesh Width: 1500 mm
 Mesh Length: 3250 mm
 Pipe Serpentine: 36.20 m
 Pipe-supplye: 15,10 m
 Pipe Return: 15,0 m
 Pipe Total: 66,30 m
 Pipe distance: 150 mm
 Diametar: 16 mm

1.5.8/4

	Document type: BEGANE GROND - Appartment No 5	Date: 06.2022.
	Client: Lutjebroek	Scale: 1:50
Pipelife Nederland B.V. Flevolaan 7 16601 MA, Enkhuizen, Nederland	Location: NEDERLAND	Sheet: SRB PG 238 Rev 1 01-4 No 5

1

2

3

4

A

A

B

B

C

C

D

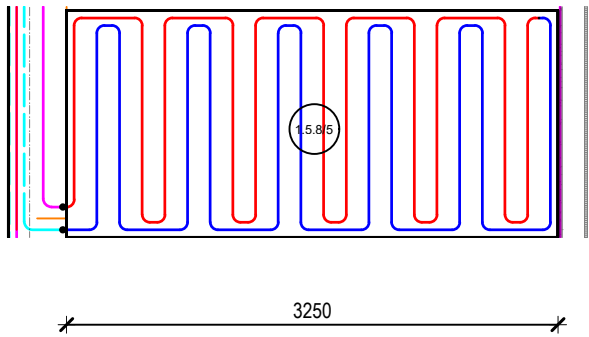
D

E

E


F

F



Mesh Width: 1500 mm
 Mesh Length: 3250 mm
 Pipe Serpentine: 36.20 m
 Pipe-supplye: 16,60 m
 Pipe Return: 16,80 m
 Pipe Total: 69,60 m
 Pipe distance: 150 mm
 Diametar: 16 mm



	Document type: BEGANE GROND - Appartment No 5	
	Client: Lutjebroek	Date: 06.2022.
Pipelife Nederland B.V. Flevolaan 7 16601 MA, Enkhuzen, Nederland	Location: NEDERLAND	Scale: 1:50
	Sheet: SRB PG 238 Rev 1 01-5 No 5	

1

2

3

21.0x29.7 cm

A4

1

2

3

4

A

A

B

B

C

C

D

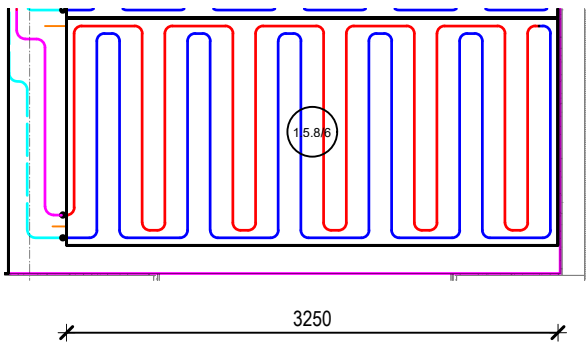
D

E

E

F

F



1500

3250

Mesh Width: 1500 mm
 Mesh Length: 3250 mm
 Pipe Serpentine: 36.20 m
 Pipe-supplye: 14,90 m
 Pipe Return: 15,10 m
 Pipe Total: 66,20 m
 Pipe distance: 150 mm
 Diametar: 16 mm



PIPELIFE 

Pipelife Nederland B.V.
 Flevolaan 7 16601 MA,
 Enkhuisen, Nederland

Document type:	BEGANE GROND - Appartment No 5		
Client:	Lutjebroek	Date:	06.2022.
		Scale:	1:50
Location:	NEDERLAND	Sheet:	SRB PG 238 Rev 1 01-6 No 5

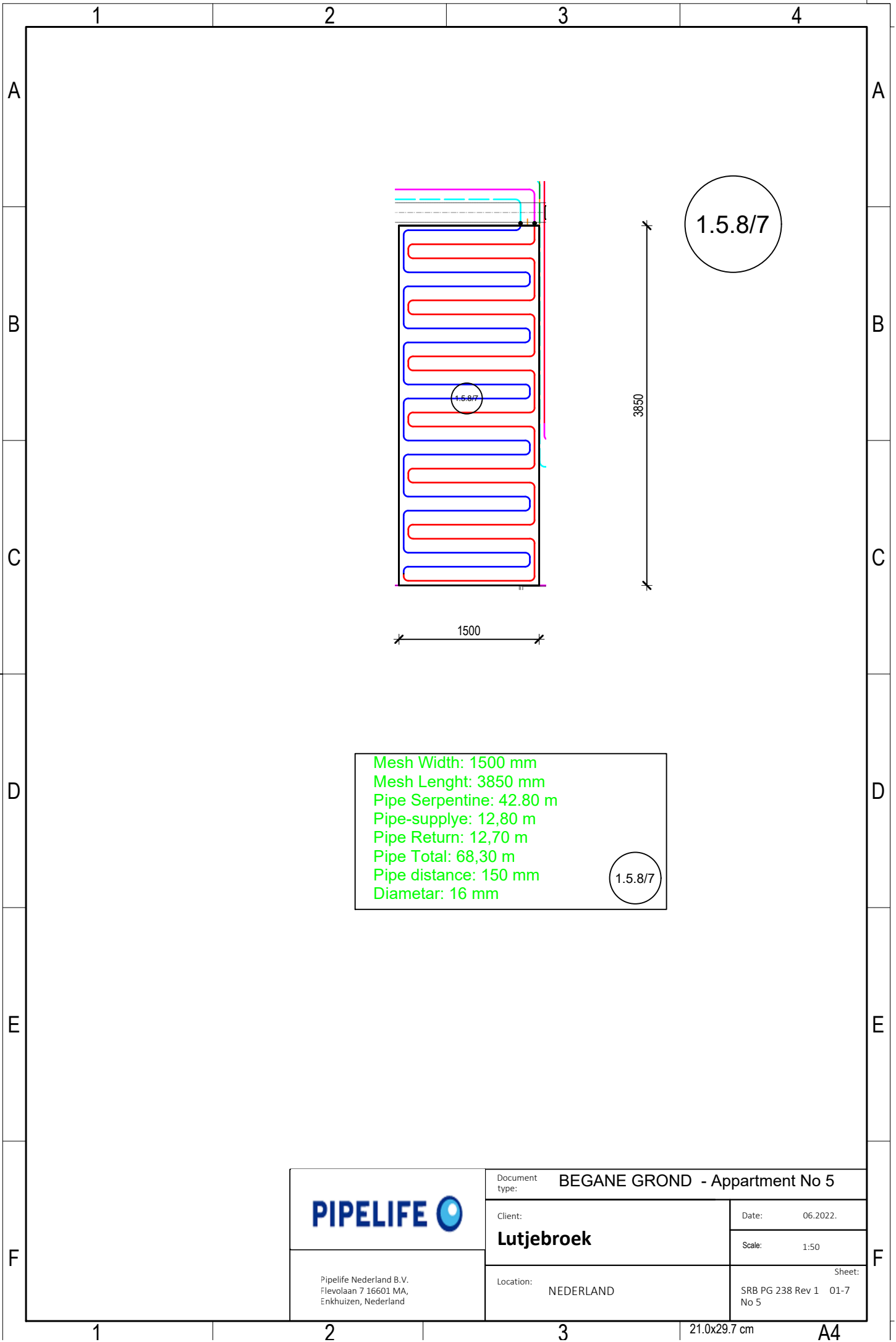
1

2

3

21.0x29.7 cm

A4




1.5.8/7

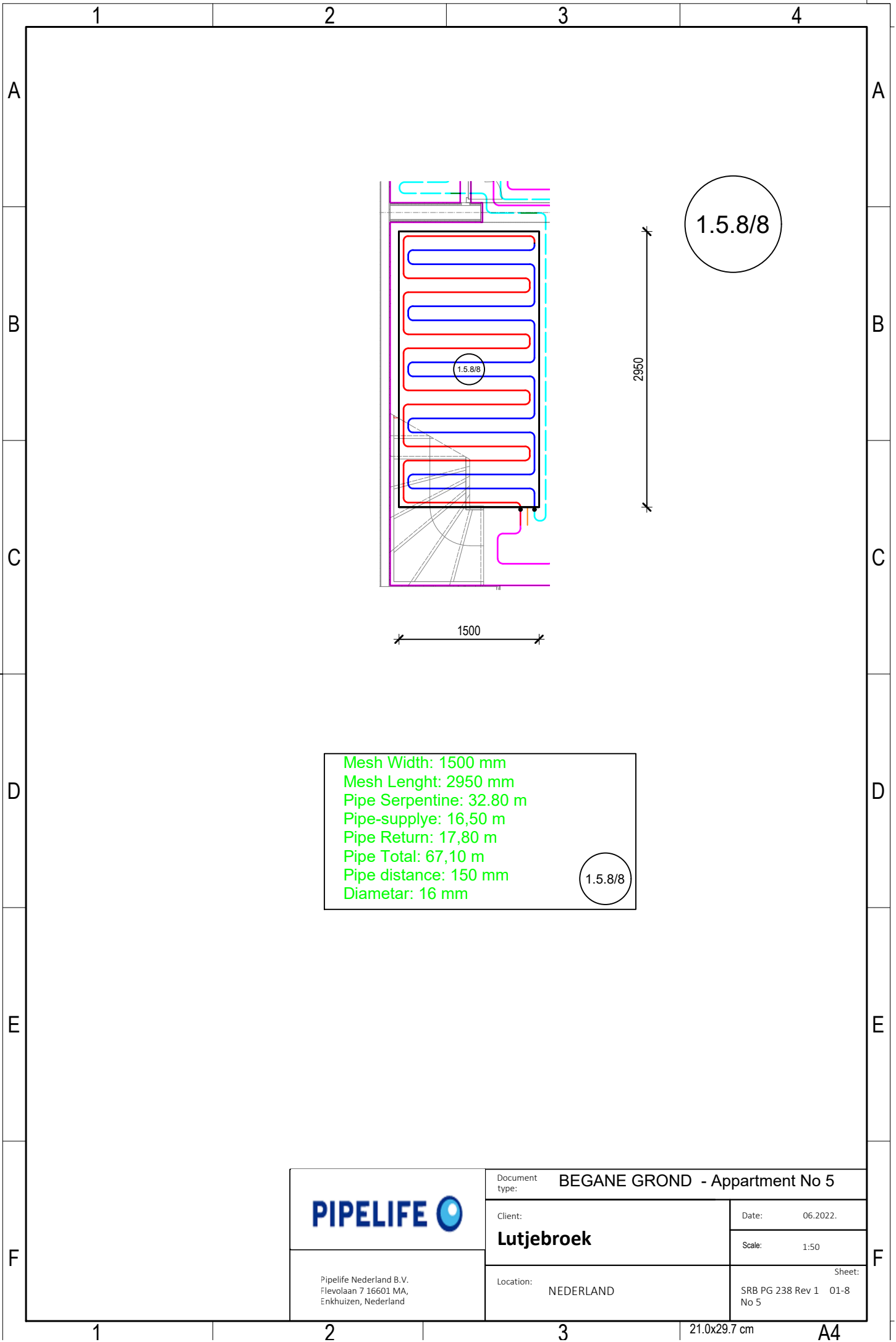
1500

3850

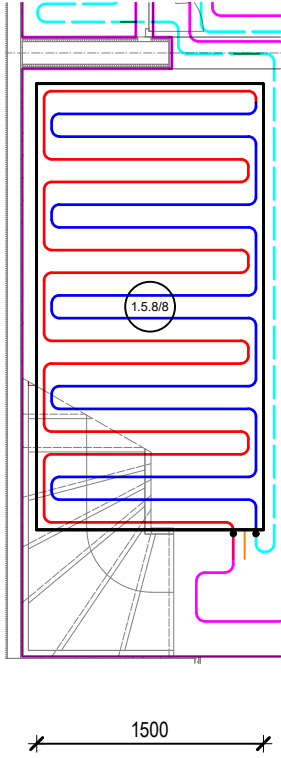
Mesh Width: 1500 mm
 Mesh Length: 3850 mm
 Pipe Serpentine: 42.80 m
 Pipe-supplye: 12,80 m
 Pipe Return: 12,70 m
 Pipe Total: 68,30 m
 Pipe distance: 150 mm
 Diametar: 16 mm

1.5.8/7

	Document type: BEGANE GROND - Appartment No 5	
	Client: Lutjebroek	Date: 06.2022.
Pipelife Nederland B.V. Flevolaan 7 16601 MA, Enkhuisen, Nederland	Location: NEDERLAND	Scale: 1:50
	Sheet: SRB PG 238 Rev 1 01-7 No 5	



1.5.8/8




2950

1500

Mesh Width: 1500 mm
 Mesh Length: 2950 mm
 Pipe Serpentine: 32.80 m
 Pipe-supplye: 16,50 m
 Pipe Return: 17,80 m
 Pipe Total: 67,10 m
 Pipe distance: 150 mm
 Diametar: 16 mm

1.5.8/8

	Document type: BEGANE GROND - Appartment No 5	
	Client: Lutjebroek	Date: 06.2022.
Pipelife Nederland B.V. Flevolaan 7 16601 MA, Enkhuizen, Nederland	Location: NEDERLAND	Scale: 1:50
	Sheet: SRB PG 238 Rev 1 01-8 No 5	

1

2

3

4

A

A

B

B

C

C

D

D

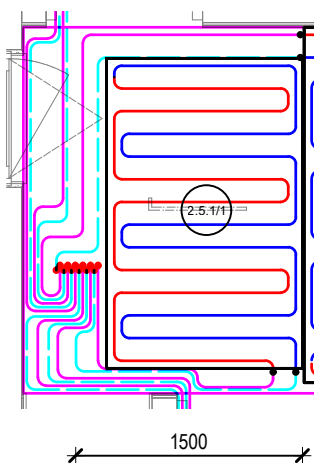
E

E

F

F

2.5.1/1




2050

1500

Mesh Width: 1300 mm
 Mesh Length: 2050 mm
 Pipe Serpentine: 20.00 m
 Pipe-supply: 23.70 m
 Pipe Return: 15.20 m
 Pipe Total: 58.90 m
 Pipe distance: 150 mm
 Diametar: 16 mm

2.5.1/1

	Document type: VERDIEPING - Apartment No 5	
	Client: Lutjebroek	Date: 06.2022.
Pipelife Nederland B.V. Flevolaan 7 16601 MA, Enkhuizen, Nederland	Location: NEDERLAND	Scale: 1:50
	Sheet: SRB PG 238 Rev 1 02-1 No 5	

1

2

3

21.0x29.7 cm

A4

1

2

3

4

A

A

B

B

C

C

D

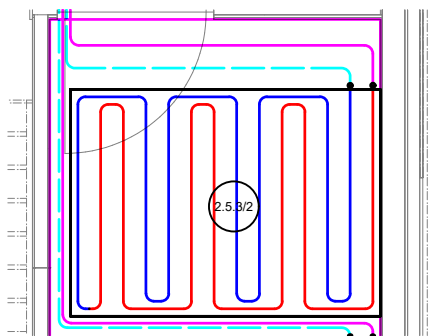
D

E

E

F

F



2050

1500

Mesh Width: 1500 mm
 Mesh Length: 2050 mm
 Pipe Serpentine: 23.00 m
 Pipe-supply: 20.40 m
 Pipe Return: 17.40 m
 Pipe Total: 60.80 m
 Pipe distance: 150 mm
 Diameter: 16 mm



	Document type: VERDIEPING - Apartment No 5	Date: 06.2022.
	Client: Lutjebroek	Scale: 1:50
Pipelife Nederland B.V. Flevolaan 7 16601 MA, Enkhuizen, Nederland	Location: NEDERLAND	Sheet: SRB PG 238 Rev 1 02-2 No 5

1

2

3

21.0x29.7 cm

A4

1

2

3

4

A

A

B

B

C

C

D

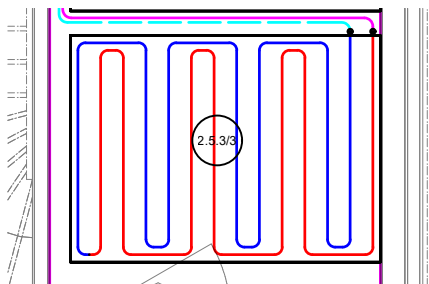
D

E

E

F

F




2050

1500

Mesh Width: 1500 mm
 Mesh Length: 2050 mm
 Pipe Serpentine: 23.00 m
 Pipe-supplye: 19.40 m
 Pipe Return: 19.50 m
 Pipe Total: 61.90 m
 Pipe distance: 150 mm
 Diametar: 16 mm



	Document type: VERDIEPING - Apartment No 5	
	Client: Lutjebroek	Date: 06.2022.
Pipelife Nederland B.V. Flevolaan 7 16601 MA, Enkhuizen, Nederland	Location: NEDERLAND	Scale: 1:50
		Sheet: SRB PG 238 Rev 1 02-3 No 5

1

2

3

21.0x29.7 cm

A4

1

2

3

4

A

A

B

B

C

C

D

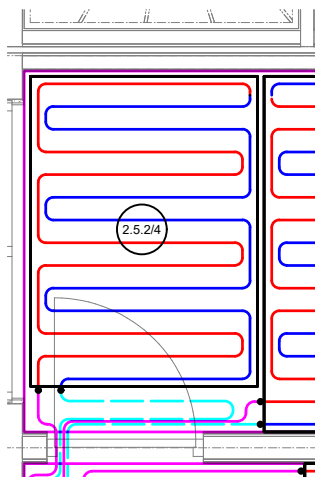
D

E

E

F

F




1500

2050

Mesh Width: 1500 mm
 Mesh Length: 2050 mm
 Pipe Serpentine: 23.00 m
 Pipe-supplye: 16.40 m
 Pipe Return: 19.70 m
 Pipe Total: 59.10 m
 Pipe distance: 150 mm
 Diametar: 16 mm



	Document type: VERDIEPING - Apartment No 5	
	Client: Lutjebroek	Date: 06.2022.
Pipelife Nederland B.V. Flevolaan 7 16601 MA, Enkhuzen, Nederland	Location: NEDERLAND	Scale: 1:50
		Sheet: SRB PG 238 Rev 1 02-4 No 5

1

2

3

21.0x29.7 cm

A4

1

2

3

4

A

A

B

B

C

C

D

D

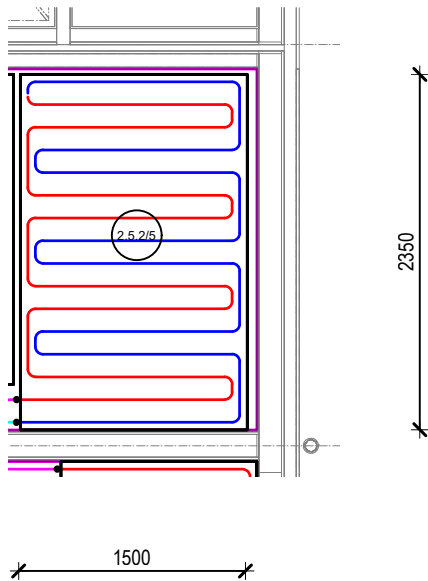
E

E

F

F

2.5.2/5



Mesh Width: 1500 mm
 Mesh Length: 2350 mm
 Pipe Serpentine: 26.20 m
 Pipe-supplye: 17.40 m
 Pipe Return: 17.10 m
 Pipe Total: 60.70 m
 Pipe distance: 150 mm
 Diametar: 16 mm

2.5.2/5

	Document type: VERDIEPING - Apartment No 5	
	Client: Lutjebroek	Date: 06.2022.
Pipelife Nederland B.V. Flevolaan 7 16601 MA, Enkhuzen, Nederland	Location: NEDERLAND	Scale: 1:50
	Sheet: SRB PG 238 Rev 1 02-5 No 5	

1

2

3

21.0x29.7 cm

A4

1

2

3

4

A

A

B

B

C

C

D

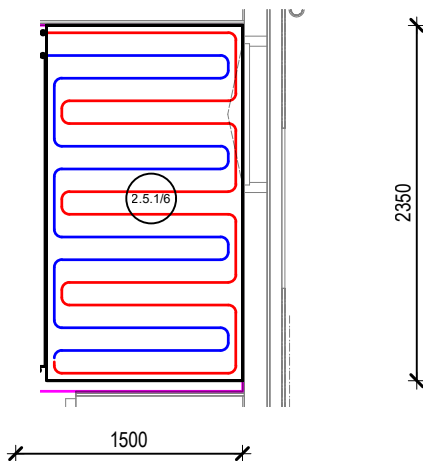
D

E

E


F

F



Mesh Width: 1300 mm
 Mesh Length: 2350 mm
 Pipe Serpentine: 26.20 m
 Pipe-supplye: 22.00 m
 Pipe Return: 16.30 m
 Pipe Total: 60.7 m
 Pipe distance: 150 mm
 Diametar: 16 mm



	Document type: VERDIEPING - Apartment No 5	
	Client: Lutjebroek	Date: 06.2022. Scale: 1:50
Pipelife Nederland B.V. Flevolaan 7 16601 MA, Enkhuzen, Nederland	Location: NEDERLAND	Sheet: SRB PG 238 Rev 1 02-1 No 5

1

2

3

21.0x29.7 cm

A4